

F. FABJ.

Seats for Water-Closets.

No. 165,553.

Patented July 13, 1875.

FIG. 1.

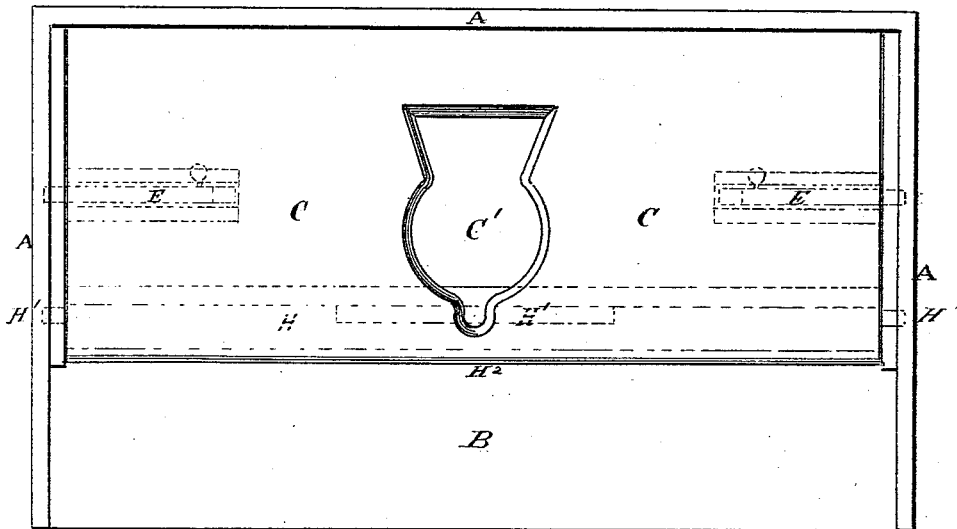


FIG. 2.

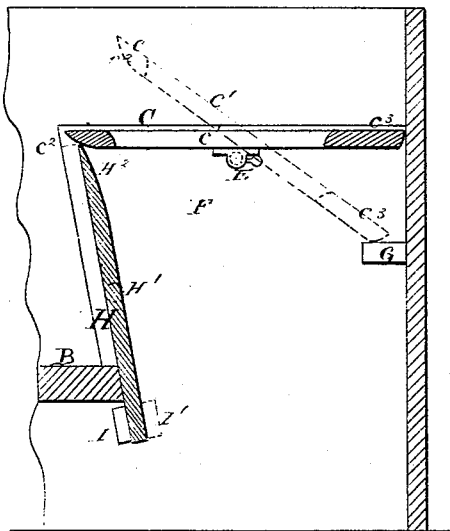
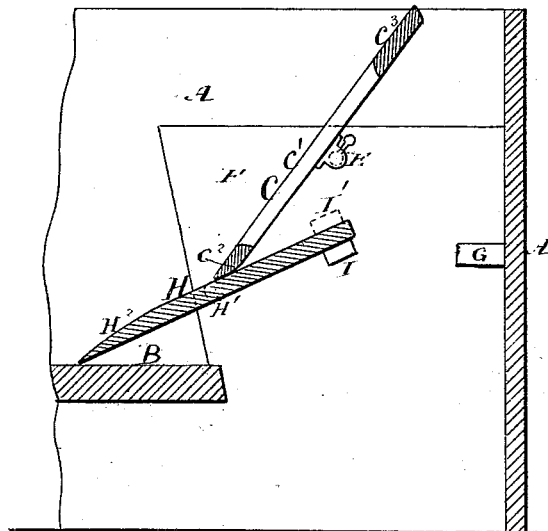


FIG. 3.



Witnesses:-
Edith Brookes
A. Lacey

Inventor,
Frank Fabj
by his attorney
Colborne Brookes

UNITED STATES PATENT OFFICE.

FRANK FABJ, OF GALVESTON, TEXAS.

IMPROVEMENT IN SEATS FOR WATER-CLOSETS.

Specification forming part of Letters Patent No. **165,553**, dated July 13, 1875; application filed May 15, 1875.

To all whom it may concern :

Be it known that I, FRANK FABJ, of the city and county of Galveston, in the State of Texas, have invented certain Improvements in Seats for Water and other similar Closets, of which the following is a specification :

My invention relates to improvements in the arrangement and construction of the seats of water or other similar closets, whereby the "seat" and front board are caused to tilt forward or backward in the event of persons using the closet attempting to stand on the seat, or otherwise using the same improperly, thereby preventing the seat from being soiled or dirtied by the feet or by the excrement of the party using the closet; but when the party using the closet sits properly on the seat, the same, as well as the front board, retains its proper position, the nature of which will be fully explained by reference to the accompanying drawings.

Figure 1 represents a plan view, and Fig. 2 a vertical section, of a closet arranged according to my invention. Fig. 3 represents a vertical section of the parts in one of the positions they will assume in the event of a person attempting to place his foot thereon.

In each of the views, similar letters of reference are employed to indicate corresponding parts wherever they occur.

A represents the frame, and B the floor of a closet. C is the seat thereof, which is provided with the necessary hole or opening C¹, as will be readily understood. The seat C is pivoted at D D, by means of bolts E E, to the side pieces F, affixed to the walls or framing A of the closet. G G are blocks or stops, also affixed to the side pieces F, to prevent the back end of the seat C from being tilted too far backward, so as to throw a person into the pan or vault below. H represents the front board, which is also pivoted at H¹ to the sides F F; the upper end H² of the board H, as well as the front end C² of the seat C, being curved or inclined on the inner side, as shown, so as readily to be operated the one by the other, as hereinafter explained. The board H extends, by preference, just below the floor B, and is provided with a weight, I, as shown,

for the purpose of retaining the said board H and seat C in their proper positions for use. The weight I may be placed on the opposite side of the board H, as shown by dotted lines at I'.

The operation of the apparatus is as follows : When any person attempts to place his feet upon the seat C, the said seat will be immediately pressed downward, either to the front or rear, according to the position in which the feet are placed on the seat C. If the feet are placed on the front of the seat, the end C² of the seat C will be pressed down and the upper end of the board H tilted forward, as shown by Fig. 3. Should the feet, however, be placed to the rear of the bolts E E, the seat C will be tilted backward, so that the end C³ will come in contact with the blocks G, as shown by the dotted lines in Fig. 2, thereby in either case preventing the improper use of the seat; but when a person wishing to use the closet in a proper position sits in the ordinary manner over the hole or aperture C¹, the said seat C will retain its horizontal position. When the seat has been tilted, as shown by Fig. 3, and the pressure on the front edge C² is removed, the board H, by the leverage of the weight I, will, together with the seat C, immediately be brought back into its proper position, as shown by Figs. 1 and 2. A spring, or cord and weight, may be employed in place of the weight I, if desired, to hold the board H in position.

Having thus described my invention, what I claim, and desire to secure by Letters Patent, is—

1. A water or other similar closet, constructed with a pivoted seat, C, and a pivoted front-board, H, retained in position by a weight or spring, substantially as described.

2. The combination, with a pivoted closet-seat, C, provided with an inclined end, C², of a pivoted front board, H, formed with a curved or inclined upper end, H², and retained in position by a weight or spring, substantially as and for the purpose described.

FRANK FABJ.

Witnesses :

WM. A. JOHNSON,
J. W. SYLVESTER.