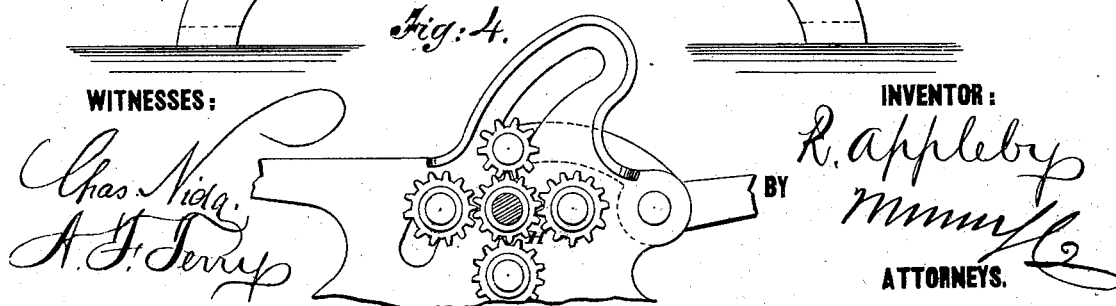
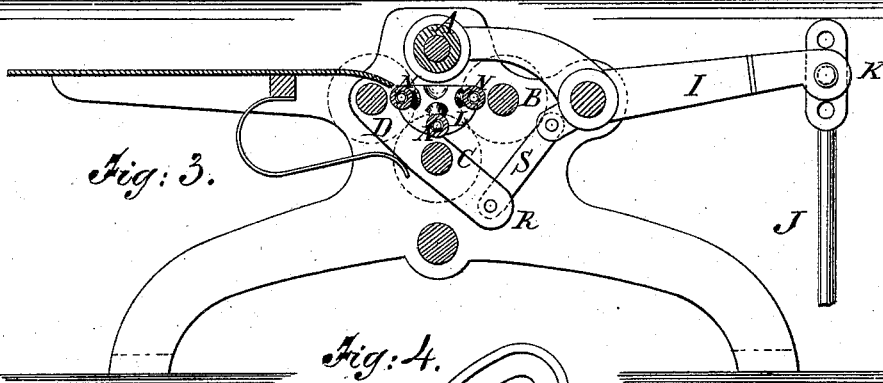
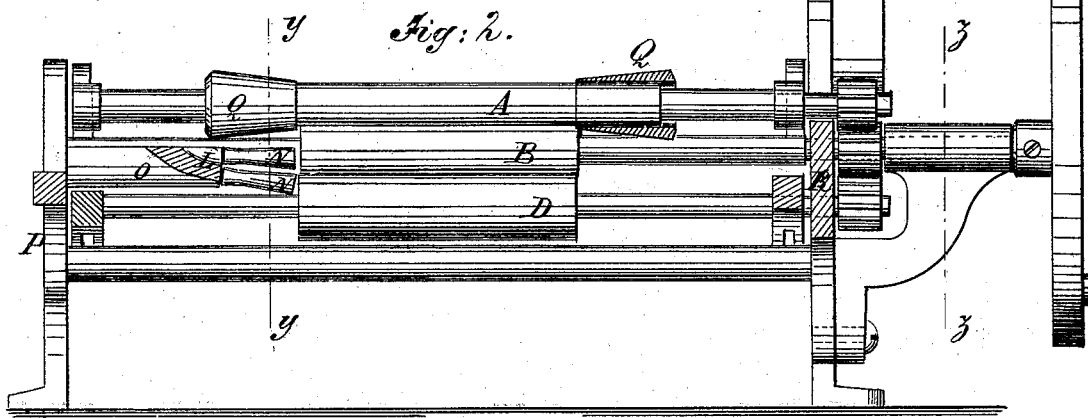
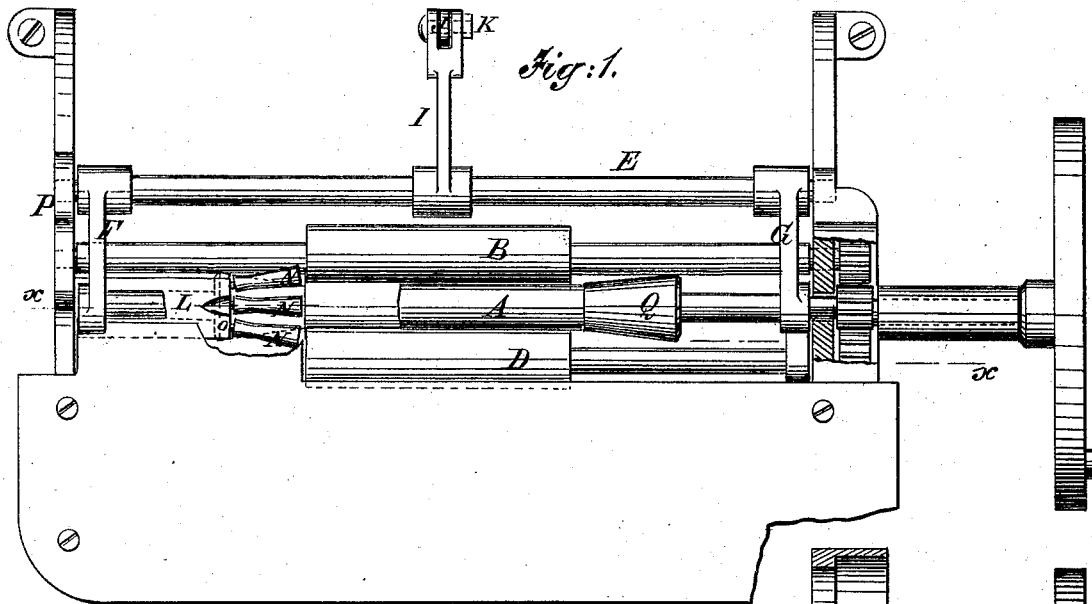


R. APPLEBY.
Cigar-Machine.

No. 165,911.

Patented July 27, 1875.



WITNESSES:

Chas. Nida.
A. J. Terry

INVENTOR:

R. Appleby
BY *Munn*
ATTORNEYS.

UNITED STATES PATENT OFFICE.

REMSEN APPLEBY, OF NEW YORK, N. Y.

IMPROVEMENT IN CIGAR-MACHINES.

Specification forming part of Letters Patent No. **165,911**, dated July 27, 1875; application filed October 17, 1874.

To all whom it may concern :

Be it known that I, REMSEN APPLEBY, of the city, county, and State of New York, have invented a new and useful Improvement in Combined Bunching and Finishing Cigar-Machines, of which the following is a specification :

The invention relates to the class of cigar-machines adapted to bunch and finish cigars at one operation; and it consists in a head formed of rolling sleeves mounted on spindles, and a thimble arranged (adjustably) on a roll above said sleeves, as hereinafter described.

Figure 1 is a top view, partly in section. Fig. 2 is a longitudinal section of Fig. 1, taken on the line *x x*. Fig. 3 is a vertical cross-section taken on the line *y y*. Fig. 4 is a sectional end view, showing the gear-wheels, section on the line *z z* of Fig. 2.

Similar letters of reference indicate corresponding parts.

There are four rollers, A, B, C, and D, on the ends of which are the gear-wheels seen in Fig. 4.

The rollers B C are revolved in stationary boxes, but the upper roll A is connected with the shaft E by the arms F G, and is thrown out of gear with the central actuating-wheel H by means of the arm I of the shaft E, and an adjustable connecting-rod, J, which is operated by a treadle. This rod is adjusted by means of a series of holes and the bolt K through the arm I, and it is connected with the table in such a manner that when it is properly adjusted in the arm I the roller is kept in one position when it descends, so that the downward pressure on the cigars is uniform.

L represents one of the heads of the machine. In this machine there is a head at each end of the rollers, one only being shown in the drawing; but they are duplicates of each other, and operate in the same manner.

The head consists of a number of sleeves, N, which revolve on small spindles attached to the block O, the said block being fixed by a screw to the end plate P of the machine.

Q Q are thimbles on the roll A. The roll D is connected with the shaft E by the bar R and the connecting-rod S, so that it is moved downward when the roller A is moved upward, thus opening a space for the introduction of the tobacco.

The proper quantity of tobacco is taken in the fingers and laid between the rollers, (the roller A being raised by the pressure of the foot, and the roller D being thrown downward by the same means,) and the rollers A and D are thrown into gear with the central wheel, as seen in Fig. 1, and are revolved by turning the crank-wheel T. This forms or gives approximate shape to the cigar. The bunch is moved along endwise to the header L, and then, by means of the thimble and the revolving sleeves N of the header, the head of the cigar is formed, and the cigar is completed.

With this machine each cigar is completely finished before it leaves the hands of the operator. The thimbles Q Q may be made adjustable on the roller A, to make both or either of them correspond with the position of the header L.

Having thus described my invention, I claim as new and desire to secure by Letters Patent—

The combination, with the rollers A B C, of the adjustable thimble Q and the rolling sleeves N, mounted on spindles projecting from the grooved head L, and arranged in the arc of a circle, all as shown and described.

REMSEN APPLEBY.

Witnesses:

T. B. MOSHER,
ALEX. F. ROBERTS.