

T. NEWMAN & W. H. KNEAL.

Faucet.

No. 165,944.

Patented July 27, 1875.

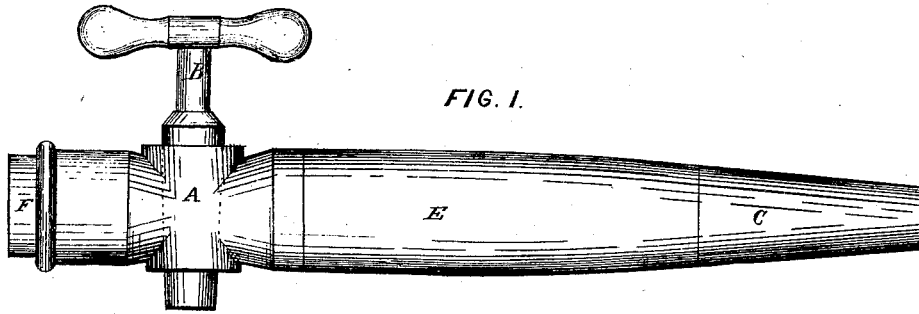


FIG. 1.

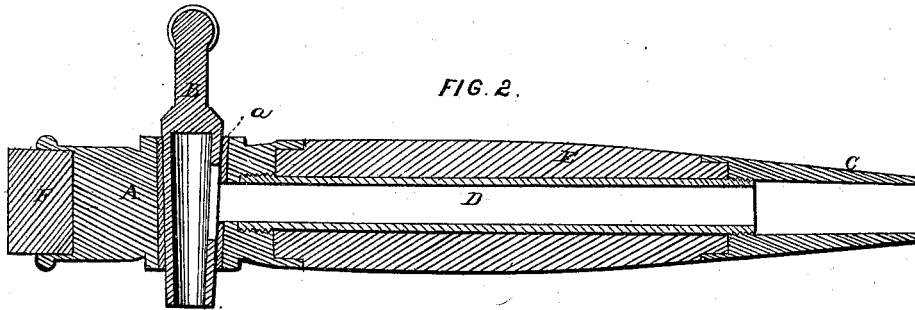


FIG. 2.

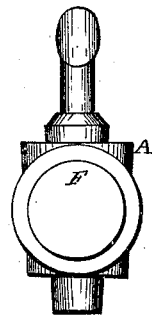


FIG. 3.

WITNESSES.

*A. F. Hornell*  
*J. H. Miner*

INVENTORS.

*J. Newman & W. H. Kneal,*  
*Per. Burridge & Co.*  
*Attys.*

# UNITED STATES PATENT OFFICE.

THOMAS NEWMAN AND WILLIAM H. KNEAL, OF CLEVELAND, OHIO.

## IMPROVEMENT IN FAUCETS.

Specification forming part of Letters Patent No. **165,944**, dated July 27, 1875; application filed June 17, 1875.

*To all whom it may concern:*

Be it known that we, THOS. NEWMAN and WM. H. KNEAL, of Cleveland, in the county of Cuyahoga and State of Ohio, have invented new and useful Improvements in Faucets, of which the following is a description, reference being had to the accompanying drawings, making a part of this specification, in which—

Figure 1 is a side view of the faucet. Fig. 2 is a longitudinal section. Fig. 3 is an end view.

Like letters of reference refer to like parts in the several views.

The nature of this invention relates to a faucet; and the object thereof is to produce a faucet composed of metal and wood that shall be nearly equal in strength and durability to one made entirely of metal, and be less expensive.

The construction of the aforesaid faucet is substantially as follows: The head A of the faucet is made of metal; also the key B. The inside of the head or key-seat is lined with babbitt metal or other soft metal *a*, to secure a close and tight fit of the key, and to cause it to turn easily and prevent rusting. The tip C of the body of the faucet is also made of metal, and which is connected to the head A by a tube, D, one end of which is screwed into the head, whereas the other end is screwed into the tip, as shown in Fig. 2. Said tube is inclosed in a wooden jacket or shield, E, forming the body of the faucet.

It will be seen in Fig. 2 that in the inner end of the tip is formed a chamber or recess, in which the end of the jacket is received and thereby secured. Also in the inner end of the head is formed a recess wherein is fitted the

opposite end of the jacket, substantially as shown. In the outer end of the head is also formed a recess, in which is fitted a plug, F.

The advantage of a faucet constructed as above described consists in the saving of a large amount of valuable metal, by substituting therefor the iron tube and wooden jacket—much less valuable materials than the brass or other metal of which faucets are usually made, a large amount of which is taken up in forming the body of the implement.

The object of the wooden jacket is not to add strength to the faucet, but to give symmetry to it, as the implement can be used well without it, but the article looks much better with it.

The purpose of the plug F is to give a surface on which to strike on driving in the faucet, and thereby avoid bruising and battering the head.

In lining the key-seat with softer metal than that of the key the two parts will wear smoother, and the key be less liable to stick in its seat than were the key and seat both of the same metal; hence the faucet will be more secure against leakage.

What we claim as our invention, and desire to secure by Letters Patent, is—

The tube D, in combination with the tip C, head A, and jacket E, in the manner substantially as described, and for the purpose set forth.

THOMAS NEWMAN.  
WILLIAM H. KNEAL.

Witnesses:

J. H. BURRIDGE,  
J. M. BLACKBURN.