

T. W. ROUNDS.
Bayonet-Scabbard.

No. 165,953.

Patented July 27, 1875.

Fig. 1.

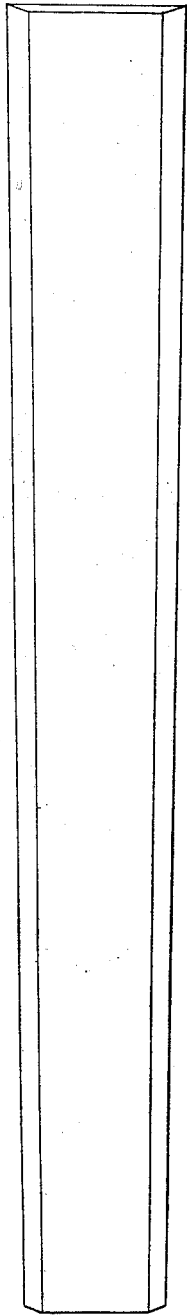


Fig. 2.




Fig. 3.



WITNESSES;

E. J. Carr
John B. Humphrey

INVENTOR;

Thomas W. Rounds

T. W. ROUNDS.
Bayonet-Scabbard.

No. 165,953.

Patented July 27, 1875.

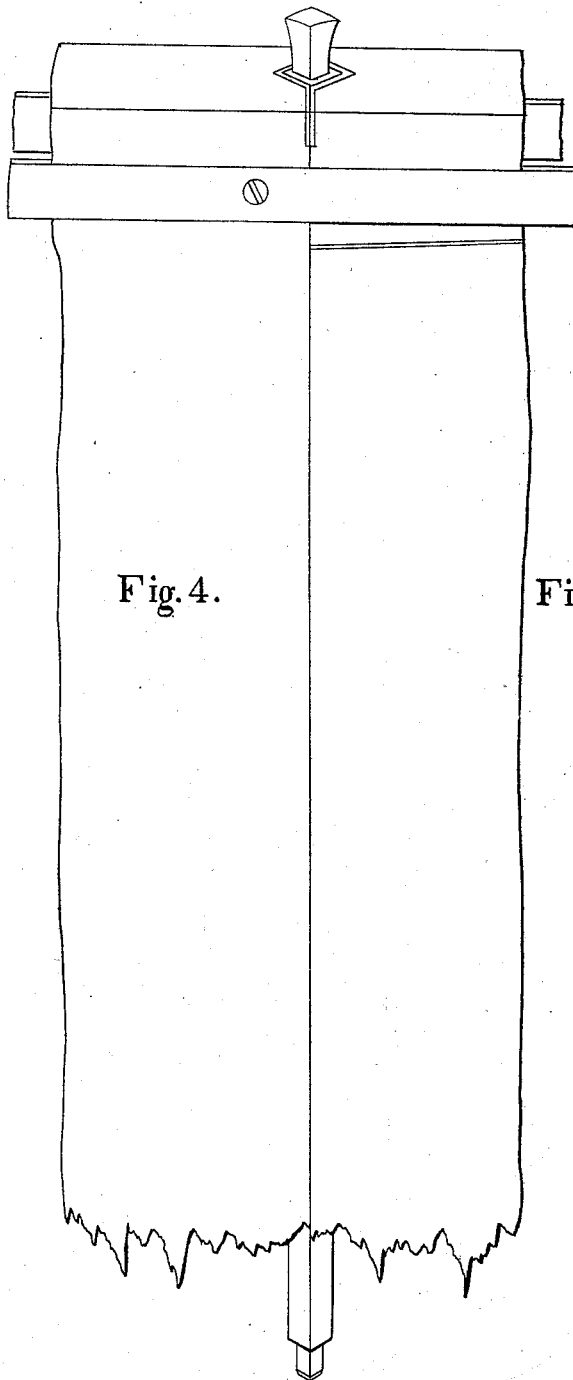


Fig. 4.




Fig. 5.

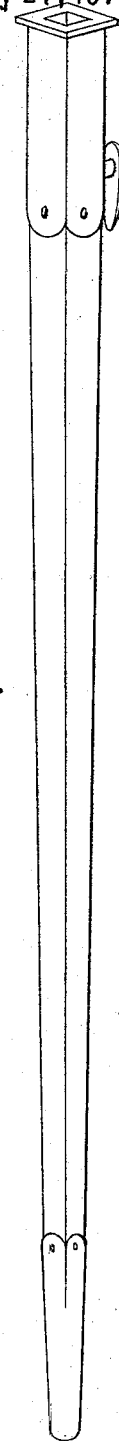


Fig. 6.

WITNESSES;

E. H. Carr
John B. Humphrey

INVENTOR;

Thomas W. Rounds

UNITED STATES PATENT OFFICE.

THOMAS W. ROUNDS, OF PROVIDENCE, RHODE ISLAND, ASSIGNOR OF ONE-HALF HIS RIGHT TO JOHN B. HUMPHREYS, OF SAME PLACE.

IMPROVEMENT IN BAYONET-SCABBARDS.

Specification forming part of Letters Patent No. **165,953**, dated July 27, 1875; application filed May 1, 1875.

CASE No. 2.

To all whom it may concern:

Be it known that I, THOMAS W. ROUNDS, of the city and county of Providence, in the State of Rhode Island, have invented an Improvement in Bayonet-Scabbards, of which the following is a specification:

The object of this invention is to produce a bayonet sheath or scabbard of an improved construction and superior finish, and I will proceed to describe my improved article and the manner of its construction.

Figure 1 represents a blank or piece of leather or other suitable material, cut in shape to form the scabbard. Fig. 2 is the same piece sewed by hand or otherwise, the cut edges both being left outward. Fig. 3 represents the inside forming-plunger; Fig. 4, the scabbard between the jaws of the holding-machine, with the plunger inserted therein. Fig. 5 is the scabbard as it comes from the holding-machine, with plunger in. Fig. 6 is the scabbard complete, with mouth-piece and tip.

The views of the article in its various stages given in the several figures render an elaborate description unnecessary.

Reference is also made to my application, of even date herewith, for Letters Patent for an improved machine for holding and forming bayonet-scabbards.

In my process of manufacturing scabbards I cut from the stock pieces of uniform shape, as in Fig. 1, fold them so as to bring into contact the inside edges, which are beveled or mitered, channel them for the seam, and sew them through and through, close to the edge, with a strong waxed thread, thus making a long tapering tube, as seen in Fig. 2. The large end of the tube is now placed upward and between the jaws of the holding-machine, with a tapering metallic forming-plunger, as

represented in Fig. 3, inserted therein, with one of its angles or corners following the seam, while the others tend to shape the leather to the form desired. While now inserted together in the jaws of the holding-machine, which correspond in shape with the former, the seam is brought into one of the angles or corners thereof, and receives a most powerful pressure in common with the other parts of the scabbard, between the jaws of the holding-machine and the plunger, as the latter is forced in.

By this process the scabbard receives a permanent and most perfect shape and finish on the inside, corresponding to that of the forming-plunger, and the seam almost disappears, its position at the corner, and the beveling of the edges, and the channel tending thereto, by permitting the abutting sides to stand at right angles to each other.

After it is removed from the holding-machine the outside is further finished as desired by a process invented by me and described in my patent dated November 10, A. D. 1874, and numbered 156,649. The metallic mouth-piece and tip may then be attached, if desired, and the scabbard secured to its carrying-belt in the usual way.

Having thus described my improved scabbard, I claim—

1. The quadrangular scabbard herein described, having its seam at one corner, substantially as and for the purpose specified.

2. A quadrangular scabbard with mitered edges, united by a channeled corner seam, substantially as set forth.

THOMAS W. ROUNDS.

Witnesses:

E. T. CASE,
JOHN B. HUMPHREYS.