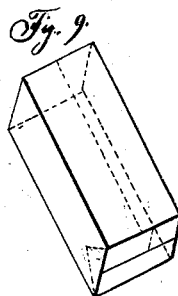
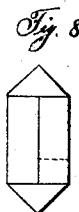
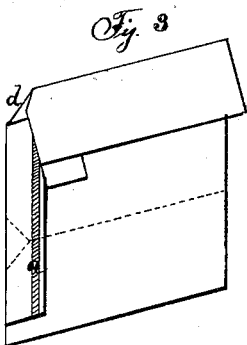
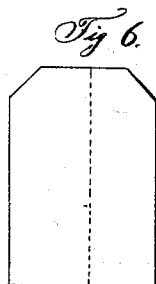
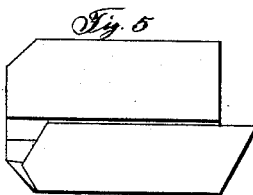
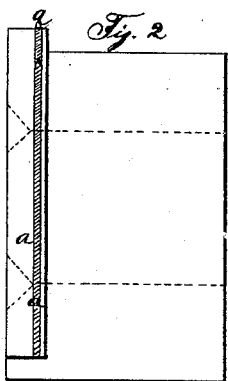
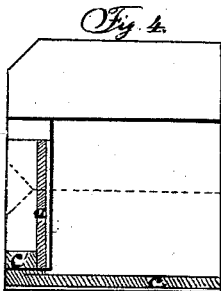



W. OESTERLEIN.

Paper-Bag.

No. 166,028.

Patented July 27, 1875.



Witnesses:
Henry Beckmann
George Mueller.

Inventor:
William Oesterlein.

UNITED STATES PATENT OFFICE.

WILLIAM OESTERLEIN, OF CINCINNATI, OHIO.

IMPROVEMENT IN PAPER BAGS.

Specification forming part of Letters Patent No. **166,028**, dated July 27, 1875; application filed May 26, 1875.

To all whom it may concern :

Be it known that I, WILLIAM OESTERLEIN, of Cincinnati, county of Hamilton and State of Ohio, have invented a new and Improved Paper Bag, of which the following is a specification:

The object of my invention is to make a paper bag with a "satchel bottom," without having a tube made in advance, as is customary.

The bag is formed by cutting or punching the paper in the form shown in Figure 1, folding the left side of the form or sheet inwardly so much as is required to form a bottom in proportion to the bag, Fig. 2. A strip of paste is then applied to the outside, *a a'*, Fig. 2. The paper is now folded again on one side, in a right angle to the first fold, about the fourth part of the whole length of the paper, so that the strip of paste will unite the fold, and therewith make the one side of the bottom. The so-formed corner of the bottom is at the same time folded inwardly, *d*, Fig. 3, so as to form, when the bag is complete, the so-called "satchel bottom." Paste is now

applied to the opposite edge of the paper, *c c*, Fig. 4, which, when folded over in the same manner as the last fold described, as shown in the perspective view, Fig. 5, will meet the edge of the ready folded side, and, overlapping it sufficiently to form the seam, complete the bag. Fig. 6 and Fig. 7 are side views, Fig. 8 is a bottom view, and Fig. 9 is a perspective view, of the complete bag.

I claim as my invention—

1. The method of making a "satchel-bottom" paper bag by cutting or punching the paper to shape shown in Fig. 1.

2. Folding the irregular-shaped side of the paper lengthwise, inwardly, Fig. 2, and pasting the paper and folding it twice in a right angle to the first fold, Fig. 4, as is herein set forth, and folding the bottom corners of the bag inwardly, Fig. 3, as in the manner described.

WILLIAM OESTERLEIN.

Witnesses:

HENRY BECKMANN,
GEORGE MUELLER.