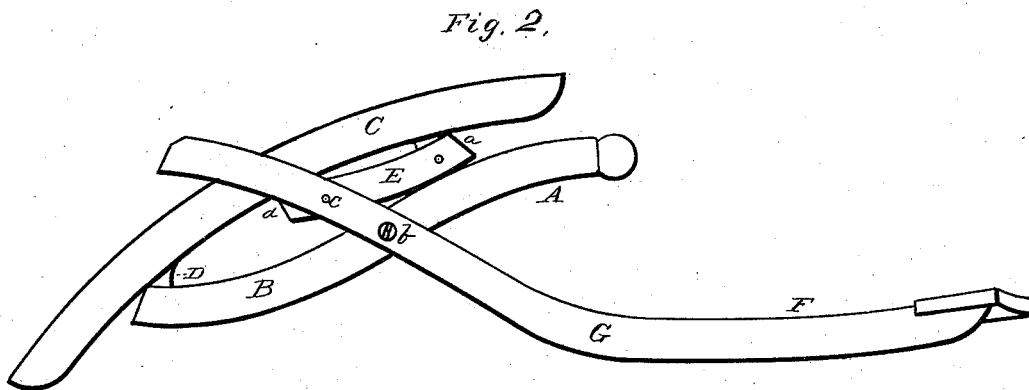
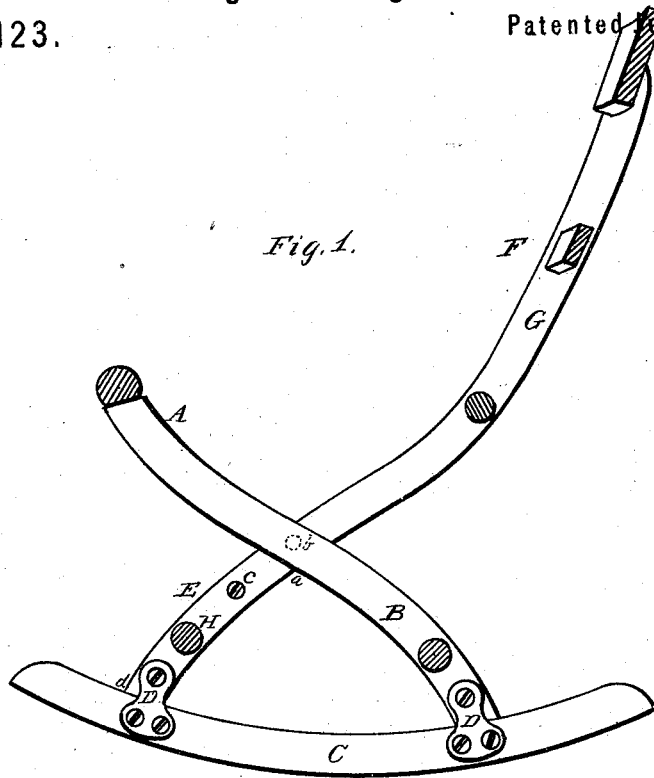


G. McALEER.

Folding Rocking-Chair.

No. 166,123.

Patented July 27, 1875.



WITNESSES
Robert Everett
George C. W. Pham.

INVENTOR
George McAleer
Chapman & Co.
ATTORNEYS

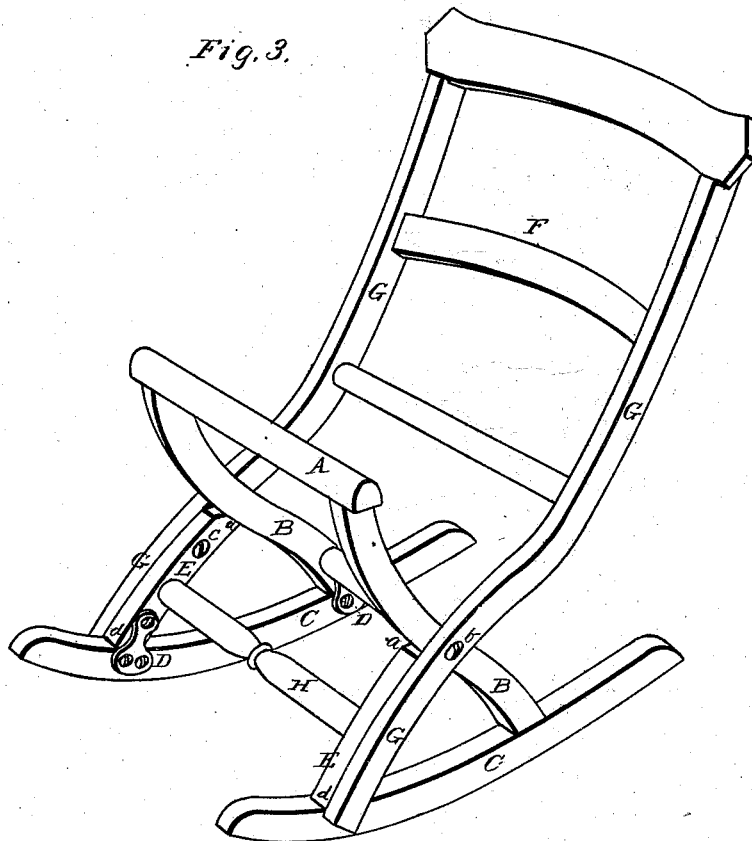
G. McALEER.

Folding Rocking-Chair.

No. 166,123.

Patented July 27, 1875.

Fig. 3.



WITNESSES

Robert Everett
George C. Wopshaw

INVENTOR

George McAleer
Chipman & Sosner & Co.

ATTORNEYS

UNITED STATES PATENT OFFICE.

GEORGE MCALEER, OF WORCESTER, MASSACHUSETTS.

IMPROVEMENT IN FOLDING ROCKING-CHAIRS.

Specification forming part of Letters Patent No. **166,123**, dated July 27, 1875; application filed May 8, 1875.

CASE B.

To all whom it may concern:

Be it known that I, GEORGE MCALEER, of Worcester, in the county of Worcester and State of Massachusetts, have invented a new and valuable Improvement in Folding Rocking-Chairs; and I do hereby declare that the following is a full, clear, and exact description of the construction and operation of the same, reference being had to the annexed drawings, making a part of this specification, and to the letters and figures of reference marked thereon.

Figure 1 of the drawings is a representation of a longitudinal central vertical section of my chair, and Fig. 2 is a view of the same folded. Fig. 3 is a perspective view of my chair.

This invention has relation to folding rocking-chairs; and it consists in the construction and novel arrangement of the back-panel frame, pivoted to both front and rear legs, of the front legs, pivoted to rest upon the rockers when unfolded, and to abut against the under side of the rear legs, thereby supporting the seat-panel, and holding the back-panel in the proper position, as hereinafter fully shown and described.

In the accompanying drawings, the letter A designates the seat-panel, which is extended downward and rearward to form the rear legs B, the ends of which rest upon the rockers C in a position sufficiently oblique to fold readily in the forward direction, and to stop the upward or unfolding movement at a certain point. These legs are pivoted to lugs or plates D, attached to the rockers, preferably on the inside.

By means of similar lugs or plates D the short front legs E are also connected with the rockers, their ends being also beveled in the reverse direction from that of the bevel of the ends of the rear legs, so that they will fold readily to the rear, but will be stopped in unfolding at the point where the chair has reached its upright position. The upper end *a* of each front leg, in unfolding, rises directly under the rear legs or side bars of the seat-panel, and serves to strengthen and support

the same. It is apparent that when unfolded the front legs are struts between the rockers and seat-frame, and take the strain of the weight upon their ends, relieving the pivots in a very effective manner. F designates the back-panel of the chair. The side bars G of this panel extend downward and forward outside the planes of the rear and front legs and rockers, and are pivoted to both rear and front legs, as indicated, respectively, at *b* and *c*, the pivots of said rear legs or seat-frame being somewhat higher than the pivots of the front legs. When the chair is unfolded for occupancy the side arms of the back-panel frame extend downward in the direction of the front legs and alongside the same, strengthening the joints at *a* and *d*, when the front legs abut against the rear legs and rockers against lateral strains. To fold the chair it is only necessary to press upon the forward ends of the rockers, and at the same time draw forward the back-panel. This movement will carry forward into its folded position the seat-frame, and will carry to the rear, between the rear legs and rockers, the front legs. It may be desirable in the construction to connect the front legs by a round, as indicated at H. The chair may be provided with a rigid or flexible seat.

What I claim as new, and desire to secure by Letters Patent, is—

1. The combination, with the rocker and pivoted folding rear leg B, of the front leg E, between the rocker and rear leg, and abutting at its ends against the same, substantially as specified.

2. The combination, with the folding front and rear legs and rockers, of the back-panel extensions G, pivoted to both front and rear legs, substantially as specified.

In testimony that I claim the above, I have hereunto subscribed my name in the presence of two witnesses.

GEORGE MCALEER.

Witnesses:

JAMES A. SMITH,
DANIEL DOWNEY.