

C. F. PARKER.
Disinfecting Sick Room Slop-Jar.

No. 166,135.

Patented July 27, 1875.

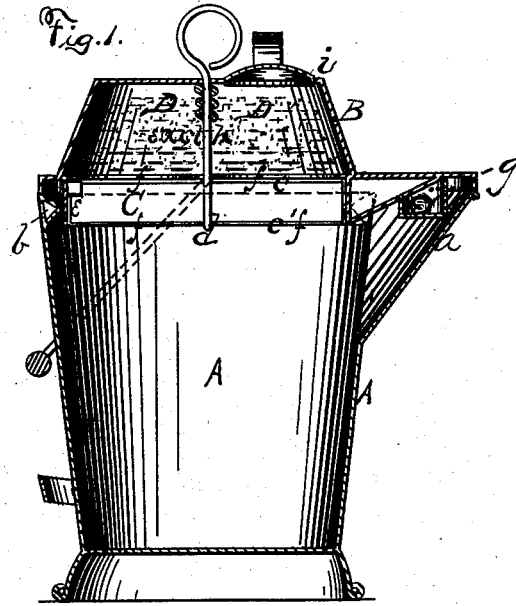


Fig. 2.

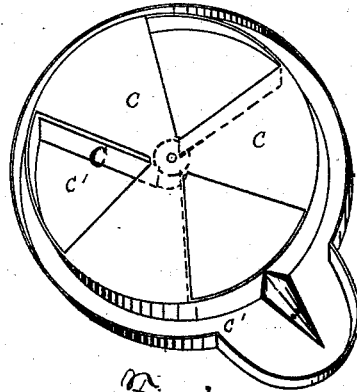
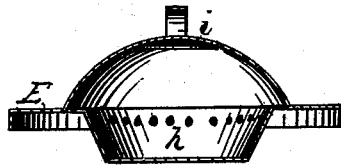


Fig. 3.



Witnesses.

T. H. Parsons.
 C. M. Woodward.

Chas. F. Parker
 Inventor, By
 J. A. Drake
 atty.

UNITED STATES PATENT OFFICE.

CHARLES F. PARKER, OF LOCKPORT, NEW YORK, ASSIGNOR OF ONE-HALF HIS RIGHT TO ARTEMAS MEAD SHELLEY, OF SAME PLACE.

IMPROVEMENT IN DISINFECTING SICK-ROOM SLOP-JARS.

Specification forming part of Letters Patent No. **166,135**, dated July 27, 1875; application filed June 10, 1875.

To all whom it may concern:

Be it known that I, CHARLES FESSENDEN PARKER, of Lockport, in the county of Niagara and State of New York, assignor to myself and ARTEMAS MEAD SHELLEY, of said place, have made certain Improvements in Disinfecting Sick-Room Slop-Jars, of which the following is a specification:

This invention is designed more especially for sick-rooms, hospitals, &c.; and consists in a sheet-metal jar with a spout, and having a flanged rim for convenience in sitting thereon. It further consists in a top or cover, holding earth or other disinfectants, which is let into the jar by spring-valves; also, in a receptacle for chloride of lime, &c., attached to the cover, all as hereinafter explained.

In the drawings, Figure 1 is a cross-section; Fig. 2, a bottom perspective view of the cover, showing the valve-openings, &c.; Fig. 3, a view of the ordinary cover.

A A represent the outside jar, constructed of any suitable sheet metal, with a spout, *a*, for convenience in emptying the contents of the jar. Around the rim of said jar is formed a double inner-slanting flange, *b b*, (see Fig. 1,) which is for the purpose of sitting thereon by the person using said jar, the spout coming in front, between the limbs. The usual handles will be provided, for convenience in carrying and emptying the jar. In the top of this jar or slop-pail is set a cover, B, formed of metal, with two bottoms, *c c'*, both being open in parts, the lower one, *c'*, being closed just below the openings of the upper one, *c*, and a spring-valve, C, with downwardly-projecting flanges *e e*, closing the upper openings when in its usual position. The valve C is operated by a vertical spring rod or pin, *d*, with a knob or thumb-piece on top, as shown, to turn it. Above this upper bottom *c* and valve C is a chamber, D, which is filled with earth, coal-dust, or other disinfectant.

By turning the spring-rod *d* the valves are opened, letting down onto the second bottom *c'* the earth or other particles, just enough to fill it. By releasing the spring-rod *d* the valve flies back into place, and the flanges *e e e* sweep off the earth through the openings *f f f* into the jar below, and covering the excrement. The opening *i* in the top is for the earth to be

put in. The space between the two bottoms *c c'* is graduated, so as to allow just a sufficient quantity of the disinfecting matter to fall as is ordinarily required. The jar will be of a sufficient height for the parties using it to sit comfortably thereon, and it is also intended to do away with the ordinary chamber.

By this means all bad odor is avoided, which is important in sick-rooms, and it can be used with great convenience and advantage by those having diarrhea and like complaints, when obliged to get up at night.

To the under side of that part of the top or cover that sits over the spout *a* is attached a cup, *g*, in which will be placed a disinfectant, such as chloride of lime, &c., to better prevent any effluvia escaping through the spout. Another cover, E, like that shown in Fig. 3—without any earth-chamber—will be provided for ordinary use. To the lower part or under side will be arranged a receptacle, *h*, for a suitable disinfecting compound, or a saturated sponge, &c.

The pail A may be made of galvanized iron or porcelain-lined metal, or a jar may be set inside the case A, either of metal or crockery-ware, for convenience in removing and keeping clean; and if a double pail is used, earth could be placed between the two, if desired.

I claim—

1. The slop-jar A, constructed with the spout *a* and double flange *b b* on the rim, forming an easy seat, and in combination with the covers B E, substantially as specified.

2. The top or cover B, consisting of the disinfecting-chamber D, the double open bottoms *c c'*, with the flanged valve G *e e*, operated by the spring-rod *d*, substantially as and for the purpose specified.

3. In combination with the cover B and spout *a*, the cup *g*, having a disinfectant placed therein, substantially as and for the purpose specified.

In witness whereof I have hereunto signed my name in the presence of two subscribing witnesses.

C. F. PARKER.

Witnesses:

J. R. DRAKE,
A. M. SHELLEY.