

T. C. RICHARDS.

Socket for Attaching Ornamental Heads to Nails.

No. 166,145.

Patented July 27, 1875.

Fig: 1




Fig: 2





Fig: 3



Fig: 4



Witnesses:
Michael Ryan,
Fred. Haynes

T. C. Richards
by his Attorneys
Rowntree & Allen

UNITED STATES PATENT OFFICE.

THOMAS C. RICHARDS, OF WEST WINSTED, CONNECTICUT.

IMPROVEMENT IN SOCKETS FOR ATTACHING ORNAMENTAL HEADS TO NAILS.

Specification forming part of Letters Patent No. **166,145**, dated July 27, 1875; application filed December 30, 1874.

To all whom it may concern :

Be it known that I, THOMAS C. RICHARDS, of West Winsted, in the county of Litchfield and State of Connecticut, have invented certain Improvements in Attaching Ornamental Heads to Nails, Screws, &c., of which the following is a specification.

My invention relates to the mode of attaching heads to nails, which is the subject of Letters Patent No. 72,905, granted to me December 31, 1867, (reissued May 19, 1868, No. 2,936;) and it consists in certain means whereby the construction is simplified and greater security is obtained.

In the accompanying drawing, Figure 1 is a sectional view of my invention applied to a nail. Fig. 2 is a similar view at right angles to Fig. 1. Fig. 3. is a view of the under side of the head or disk without the nail. Fig. 4 is a similar view with the nail in section.

A represents the socket which holds the ornamental head. On the under or rear side of the socket or disk A are three lips or lugs, $a^1 a^1 a^2$, formed by cutting slits in the metal and turning up the same at acute angles. The lips $a^1 a^1$ are like those described in my former patent, but the lip a^2 , instead of being reverted toward the center of the disk at an obtuse angle to that part of the disk from which it has been cut, is cut the reverse way and simply raised up at an acute angle.

The inner edges of the lips $a^1 a^1$ have depressions b formed in them by cutting a curved piece from each lip, corresponding in form with the body and head of the nail or screw.

When the socket or disk A is applied to

the nail or screw, the head proper of said nail or screw slips under the lips, snapping into place in the depressions b , and passing under the lip a^2 , and the ornamental head is thus held securely in place and prevented from falling off or being displaced by any ordinary pressure.

By cutting the lip a^2 with its end pointing toward the center and simply raising it at an acute angle, the cutting and shaping of it may be performed at the same operation which forms the other two lips, and by means of the depressions b the adherence of the ornamental head to the head proper is rendered more certain than when made in the form shown in my patent aforesaid.

By my invention ornamental heads may be applied to nails, screws, picture-hooks, tassel-hooks, curtain-fixtures, and articles of a similar character in a simple and economical manner, and without danger of accidental displacement.

What I claim as new, and desire to secure by Letters Patent, is—

1. The herein-described socket for receiving the ornamental head and for attachment to the nail, struck up from a single sheet of metal, and having the lips $a^1 a^1 a^2$ all pointing to the common center at an acute angle from the part of the sheet from which they are cut.

2. The depressions b in the lips $a^1 a^1$, substantially as and for the purpose described.

T. C. RICHARDS.

Witnesses:

BENJ. W. HOFFMAN,
MICHAEL RYAN.