

A. MACQUEEN, Jr
Shower-Bath.

No. 166,212.

Patented Aug. 3, 1875.

Fig. 1.

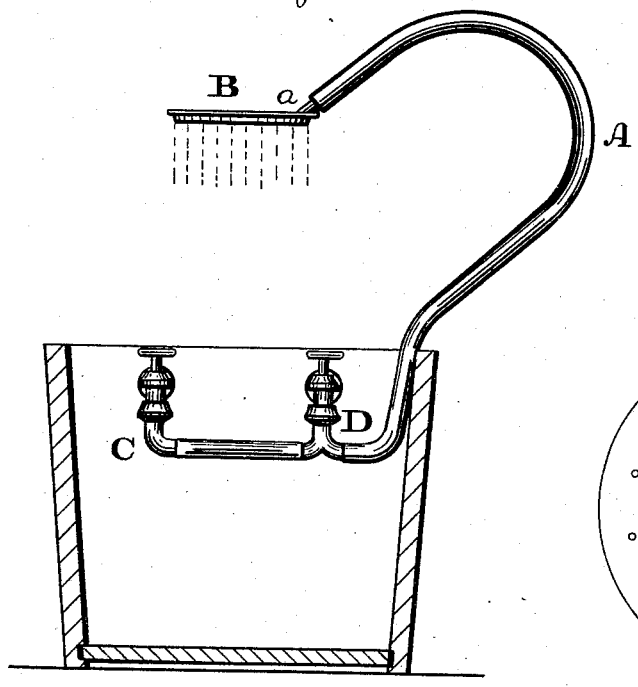


Fig. 2.

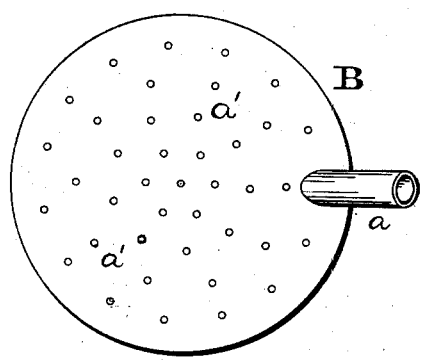


Fig. 3.

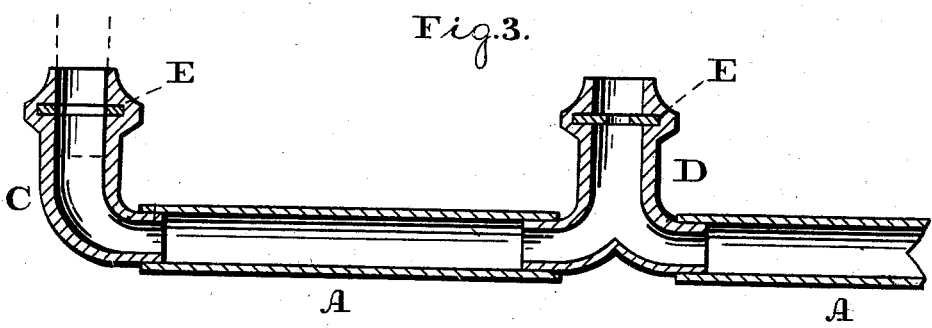
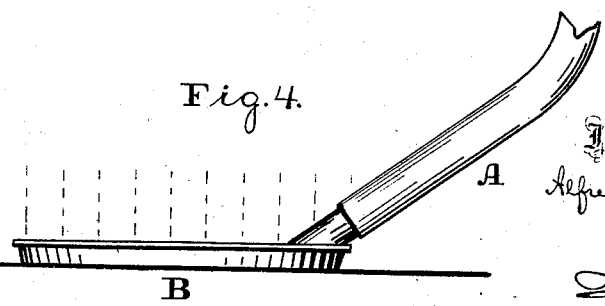


Fig. 4.

Witnesses:
J. C. Shaw
H. P. Grant



Inventor:
Alfred Macqueen, Jr
by
John A. Dierschke
att'y.

UNITED STATES PATENT OFFICE.

ALFRED MACQUEEN, JR., OF PHILADELPHIA, PENNSYLVANIA.

IMPROVEMENT IN SHOWER-BATHS.

Specification forming part of Letters Patent No. **166,212**, dated August 3, 1875; application filed May 31, 1875.

To all whom it may concern:

Be it known that I, ALFRED MACQUEEN, Jr., of the city and county of Philadelphia and State of Pennsylvania, have invented a new and useful Improvement in Shower-Baths; and I do hereby declare the following to be a clear and exact description of the nature thereof, sufficient to enable others skilled in the art to which my invention appertains to fully understand, make, and use the same, reference being had to the accompanying drawings, making part of this specification, in which—

Figure 1 is a side elevation of the device embodying my invention. Fig. 2 is a face view of the sprinkler. Fig. 3 is a longitudinal section of the connections. Fig. 4 is a side elevation, showing the sprinkler in an inverted position.

Similar letters of reference indicate corresponding parts in the several figures.

My invention consists in a flexible tube, which is to be fitted to the faucet or cock of a bath-tub, hydrant, or other place of supply, and has connected to it a portable sprinkler, which may thereby be directed to any part of the body, in combination with a coupling, which is constructed to be slipped on the faucet or cock, and securely held thereon without screwing. It also consists in the construction of the tube and couplings, whereby water of different temperatures may be directed to the sprinkler.

Referring to the drawings, A represents a flexible tube, and B a sprinkler, which is connected to one end thereof. This sprinkler is constructed preferably of two disks, forming a flat chamber, and has a pipe, *a*, secured thereto for attachment of the tube A, so that communication is had between the tube and sprinkler. In one disk of the sprinkler there are formed a series of perforations, *a'*, whereby the water directed into the sprinkler has numerous outlets therefrom, similar to those in sprinklers of shower-baths. To the other end of the tube A there is attached a coupling, C, which is to be fitted on the cock of the bath-tub or other place of supply of the water, and at a certain distance from the coupling C there is attached a two-way coupling, D, which is also to be fitted on a cock, but permits the

uninterrupted flow of the water to the sprinkler that may be admitted into the tube A from the first-named coupling C. The couplings are in the form of tubes, and on the inner face of each coupling there is secured an elastic washer, E, which extends transversely, and has an opening therein, the walls of which will be distended, and by the bite thereof embrace the mouth of the cock or faucet when the coupling is forced up and over the latter, thus serving to connect the coupling and cock, prevent disengagement thereof, and close the joint water-tight between them. The couplings will be fitted to the hot and cold water cocks or faucets, and when cold water is required the hot-water cock is not turned on, and when hot water is required the cold-water cock is not turned on.

It is evident that different temperatures of water may be had by properly turning both hot and cold water cocks.

The water, passing through the tube A, reaches the sprinkler B, and emerges therefrom through the perforations *a'*. The tube, or tube and sprinkler, will be grasped by hand, and the sprinkler may be directed to the part of the body against which the water is to be showered, the operation being easily and quickly performed, the flexible tube permitting freedom of movement of the sprinkler.

In cases where a bather cannot endure the fall of water on the head he can avoid the same by directing the sprinkler to the part of the body he wishes, and where it can be endured.

By placing the sprinkler on the floor of the tub or room the water will sprinkle upward, and thus provide convenient means for laving the body from below, reaching parts thereof otherwise inconvenient, and serving the purposes of a sitz-bath, &c.

The appliance set forth may be readily detached from the cocks and stowed away, its portability rendering it convenient of attachment and detachment, transportation, and handling generally.

Having thus described my invention, what I claim as new, and desire to secure by Letters Patent, is—

1. As a new article of manufacture, a portable shower-bath, as herein set forth, the same consisting of the flexible tube A and sprink-

ler B, in combination with the coupling-tube, having an embracing-washer, E, extending transversely therein, substantially as and for the purpose specified.

2. The tube A, with end coupling C, in combination with the coupling D, intermediate of the sprinkler B and the said coupling C, substantially as and for the purpose set forth.

3. The portable shower-bath herein de-

scribed, the same consisting of the flexible tube A and sprinkler B, in combination with the end coupling C and the coupling D, intermediate of the sprinkler and said coupling C, substantially as and for the purpose set forth.

ALFRED MACQUEEN, JR.

Witnesses:

JOHN A. WIEDERSHEIM,
ALBERT H. HOECKLEY.