

R. P. VAN HORNE.  
Curry-Combs.

No. 166,234.

Patented Aug. 3, 1875.

Fig. 1.

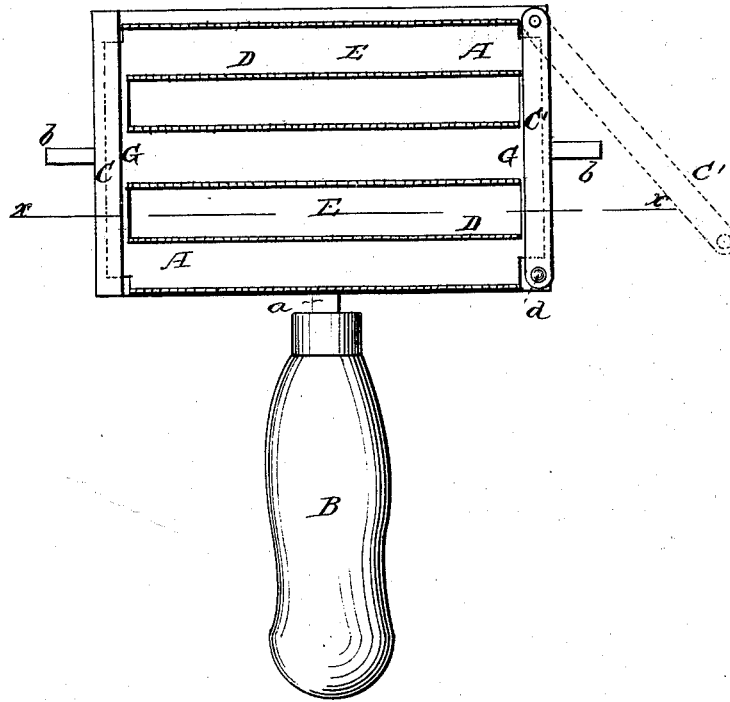


Fig. 2.

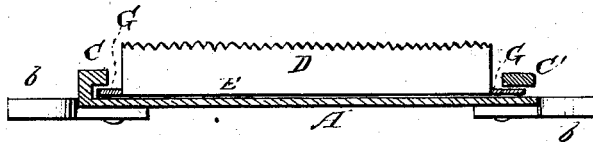
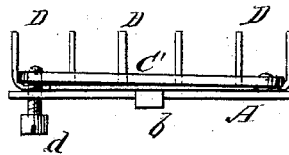


Fig. 3.



WITNESSES:

*P. C. Dieterich*

*H. C. McCarter*

INVENTOR:

*Robt. P. Van Horne*

per  
*C. H. Watson & Co*  
ATTORNEYS.

# UNITED STATES PATENT OFFICE.

ROBERT P. VAN HORNE, OF GRATIOT, OHIO, ASSIGNOR OF ONE-HALF HIS  
RIGHT TO W. S. PALMER, OF BROWNSVILLE, OHIO.

## IMPROVEMENT IN CURRY-COMBS.

Specification forming part of Letters Patent No. **166,234**, dated August 3, 1875; application filed  
March 9, 1875.

*To all whom it may concern:*

Be it known that I, ROBERT P. VAN HORNE, of Gratiot, in the county of Muskingum and State of Ohio, have invented certain new and useful Improvements in Curry-Combs; and I do hereby declare that the following is a full, clear, and exact description thereof, which will enable others skilled in the art to which it pertains to make and use the same, reference being had to the accompanying drawings, and to the letters of reference marked thereon, which form a part of this specification:

The nature of this invention consists in the construction and arrangement of a curry-comb, as will be hereinafter more fully set forth.

In the annexed drawing, Figure 1 is a side elevation of a device embodying my invention. Fig. 2 is a section on line *x x* of Fig. 1, and Fig. 3 is a detailed view.

A represents the back of the curry-comb, which is cast of malleable iron, and may be either open or solid, as desired. It is provided with a shank, *a*, to be inserted and fastened in a handle, B. It is also formed with a knocker, *b*, at each end. On the front of the back A, along one end, is a bar, C, cast solid with the back at the ends of the bar, but leaving an open space between the ends, as shown. A similar bar, C, is placed along the other end of the back, but this bar is pivoted at one end and fastened at the other by a set-screw, *d*. The card of the comb is struck up of a single piece of sheet metal of suitable thickness, so as to form a series of parallel toothed bars, D D, each two of which

are connected by longitudinal strips E, and said strips connected by end strips G G. The card thus constructed is fastened to the back A by inserting one of the end strips G under the bar C, then placing the bar C' over the other end strips G and fastening said bar by the set-screw *d*. It will readily be seen that the card can easily be removed and another substituted, whenever necessary. The spaces where the card fits in being open will let the dirt through, so that it does not fill up and rust. The comb is simple in construction, cheap and durable, and not liable to get out of order.

Having thus fully described my invention, what I claim as new, and desire to secure by Letters Patent, is:

1. The curry-comb back A, constructed as described, with the stationary bar C at one end, and the movable bar C' at the other end, for fastening the card to the back, the movable bar C' being held by a screw, *d*, substantially as herein set forth.

2. The combination of the back A, handle B, stationary bar C, movable bar C', with screw *d*, and card D E G, all constructed substantially as and for the purposes herein set forth.

In testimony that I claim the foregoing as my own, I affix my signature in presence of two witnesses.

ROBERT P. VAN HORNE.

Witnesses:

W. S. PALMER,  
DANIEL NORMAN.