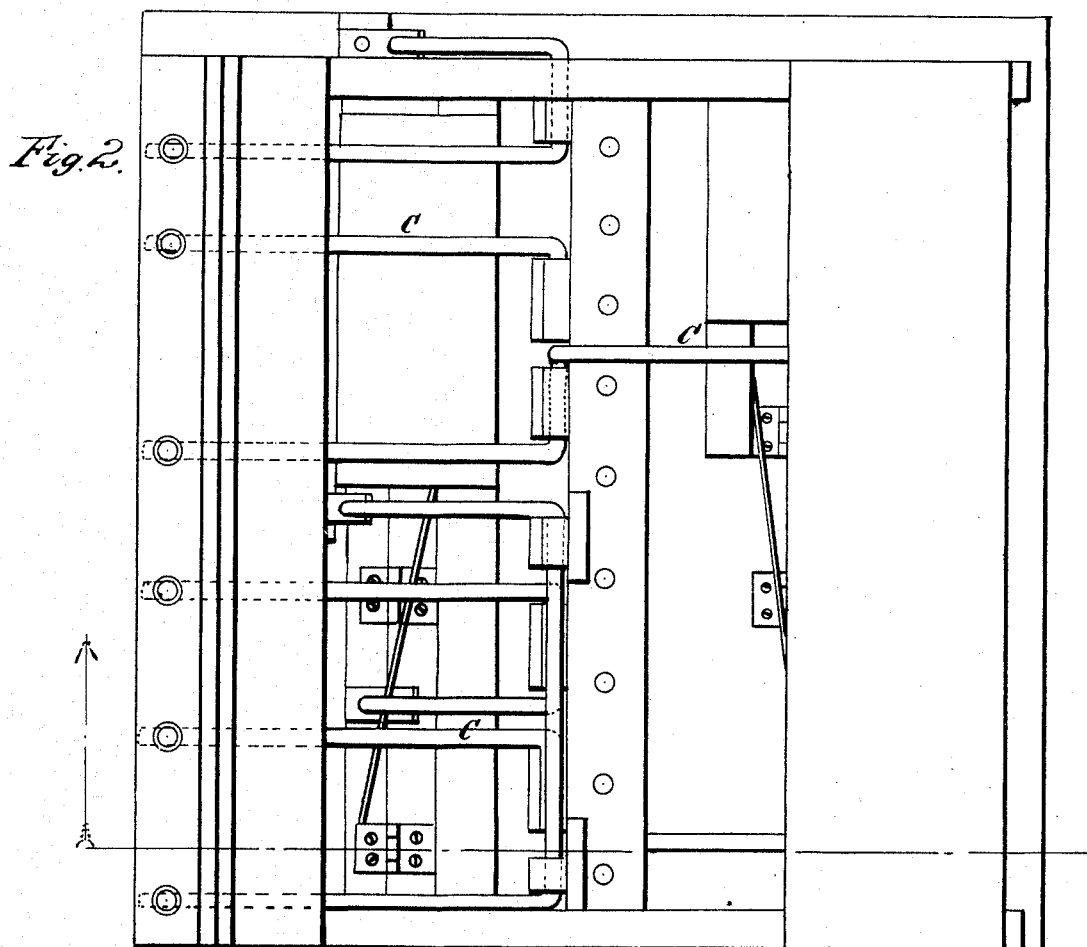
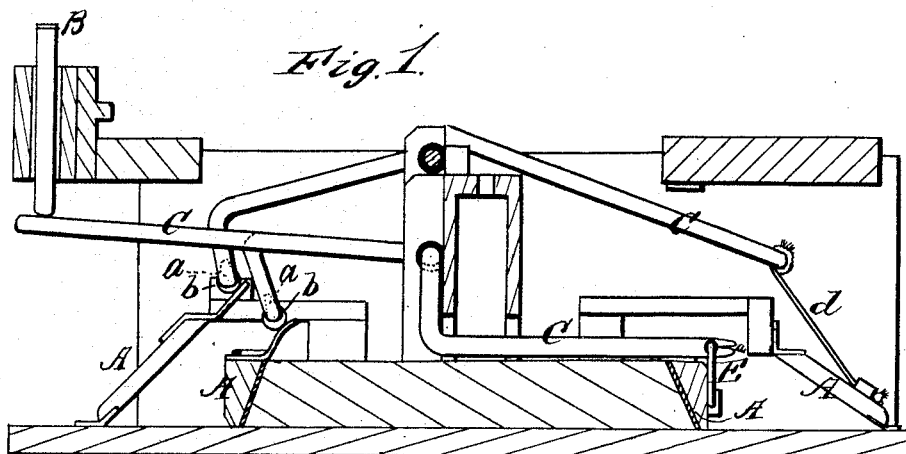


L. B. NORTON,
Reed-Organ Stop-Action.

No. 166,292.

Patented Aug. 3, 1875.



WITNESSES

E. F. Joyner
W. G. Chaffee

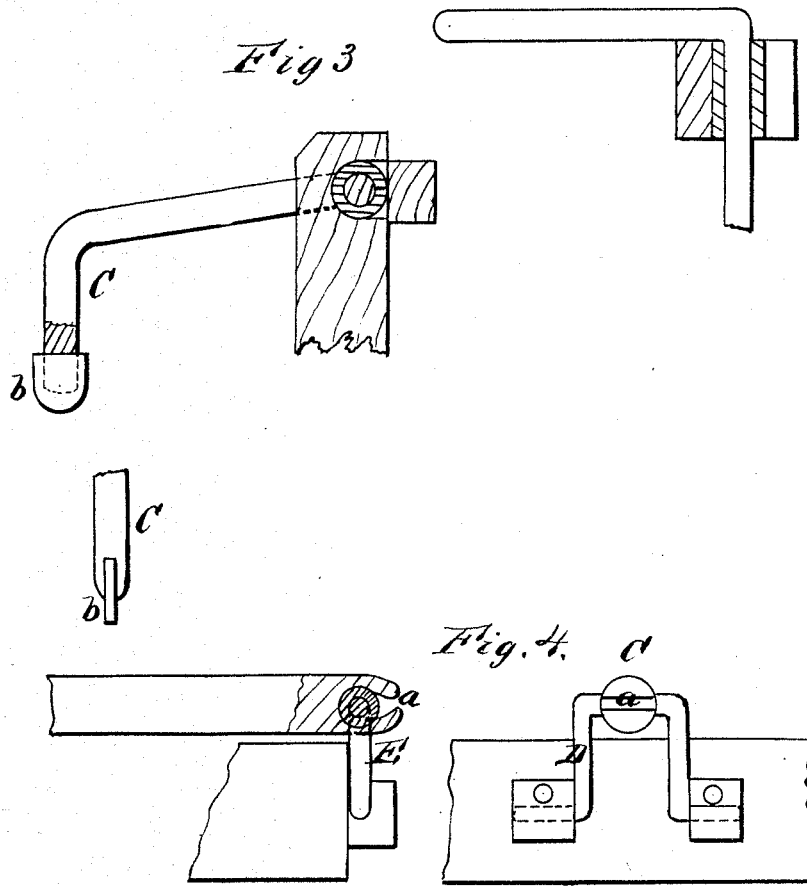
INVENTOR

L. B. Norton
J. C. Coathrop ATTORNEY.

L. B. NORTON,
Reed-Organ Stop-Action.

No. 166,292.

Patented Aug. 3, 1875.



WITNESSES

E. F. Jorner
W. E. Chaffee

INVENTOR

L. B. Norton
J. C. Hathrop

ATTORNEYS

UNITED STATES PATENT OFFICE.

LORENZO B. NORTON, OF NEW HAVEN, CONNECTICUT.

IMPROVEMENT IN REED-ORGAN STOP-ACTIONS.

Specification forming part of Letters Patent No. **166,292**, dated August 3, 1875; application filed April 16, 1875.

To all whom it may concern:

Be it known that I, LORENZO B. NORTON, of New Haven, in the county of New Haven and State of Connecticut, have invented certain new and useful Improvements in Reed-Organ Stops; and I do hereby declare that the following is a full, clear, and exact description thereof, which will enable others skilled in the art to which it pertains to make and use the same, reference being had to the accompanying drawing, and to the letters of reference marked thereon, which form a part of this specification.

My invention relates to the rods or wires used in operating the valves in stop-actions for reed-organs; and it consists in a slot formed in the end of such rod or wire to hold a cushion, string, or staple, as will be hereinafter more fully set forth.

In the annexed drawings, Fig. 1 is a section, and Fig. 2 a plan view, illustrating my invention. Figs. 3 and 4 are detached views of certain parts thereof.

A A represent valves of a reed-organ, which are operated or opened by means of plungers B pressing upon bent rods or wires C connected to said valves. These rods are each placed in suitable bearings, and bent in such a manner as to allow one end to be operated by the respective plungers, while the other end is to be connected to the corresponding valve. In this end of each rod I make a slot, *a*, of suitable form, in which the connection with the valve is to be placed.

In some cases, where only a push action is

desired, simply a cushion, *b*, is inserted in the slot *a*, and arranged to project from and come in contact with an arm projecting from the valve. This renders its working perfectly noiseless. In other cases a hook, D, or a staple, E, may be held therein; and still in other cases a string, *d*, may be attached thereto to form the connection with the valve. This, of course, depends upon the location and construction of the valve; but in all cases the end of the rod or wire C is slotted, which allows any connection to be easily and permanently attached thereto. Rods or wires C are preferably of soft iron or other metal.

I am aware that cleff rods, plates, and studs are not new of themselves to organ actions, and therefore do not claim them broadly; but

What I do claim as new, and desire to secure by Letters Patent, is—

1. In stop-actions for reed-organs, the bent rods or wires C, provided with a slot, *a*, at their inner ends, for the attachment of the valve, cord, or other connection, substantially as herein set forth.

2. In combination with the metal rods C, slotted as described, the cushion *b*, substantially as and for the purpose set forth.

In testimony that I claim the foregoing as my own I herewith affix my signature in presence of two witnesses.

LORENZO B. NORTON.

Witnesses:

JOHN A. RICHARDSON,
E. BUSTRICK.