

F. MEINBERG.
Shawl-Holder.

No. 166,473.

Patented Aug. 10, 1875.

Fig:1.

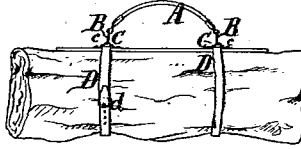


Fig:2.



Fig:6.



Fig:3.



Fig:7.



Fig:4.



Fig:8.



Fig:5.

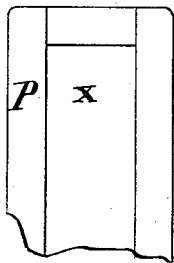
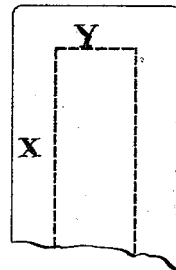


Fig:9.



Witnesses:

Henry J. ...
M. A. Van Name

Inventor:

F. Meinberg
by his attorney
J. L. ...

UNITED STATES PATENT OFFICE.

FRANZ MEINBERG, OF NEW YORK, N. Y.

IMPROVEMENT IN SHAWL-HOLDERS.

Specification forming part of Letters Patent No. **166,473**, dated August 10, 1875; application filed April 28, 1875.

To all whom it may concern:

Be it known that I, FRANZ MEINBERG, of New York city, in the State of New York, have invented certain new and useful Improvements relating to Shawl-Holders, of which the following is a specification:

My improved shawl-holder has a body of leather or analogous tough material, bound with sheet metal along the edges. I cover it with patent-leather or other decorative material, using the same either inside or outside of the metallic binding.

The following is a description of what I consider the best means of carrying out the invention:

The accompanying drawings form a part of this specification.

Figure 1 is a general view, representing the completed device in use, like other shawl-holders. Fig. 2 is a cross-section through what I have termed the "core" alone. Fig. 3 represents the same, with its ornamental facing of patent-leather or the like. Fig. 4 shows the same with the guttered sheet-metal compressed upon its edges, constituting it a metal-bound body. Fig. 5 is a top view of a portion of the body.

The remaining figures show a modification. Fig. 6 represents the core similar to Fig. 2. Fig. 7 shows the same with the metal binding applied directly upon the core without the intervention of a previous covering. Fig. 8 shows the same with the covering applied over the whole, including the metal binding. Fig. 9 is a top view of this modification.

Similar letters of reference indicate corresponding parts in all the figures.

A is a handle of any ordinary or suitable material, formed with eyes at the end, which engage, by means of rings B, with eyes C, secured by rivets *c* to the body. Straps D D, provided with buckles *d*, pass through the eyes C, and serve to secure a shawl or blanket in the usual manner.

To make the body I take two strips of paste-board, M, or analogous tough material, one strip being narrower than the other, and saturate each thoroughly with a water-proof varnish, and cement them firmly together. The

narrow strip is chamfered at the edge, so as to present a tastily rounded appearance on that face. The exposed upper surface of both is next covered with patent-leather, silk, or other rich surfacing material, which may be secured by cementing or stitching, or both. This covering material is indicated by X.

The core or central part of the body, being thus completed, is ready to receive the sheet-metal binding. P represents a binding of hard brass or analogous non-oxidizable metal. It is applied in a strip of moderate width, and is bent by machinery or otherwise in the form of a deep gutter. Its edges are forced together by pressure applied by machinery. The metal binding across the ends of the body should be of the same general character, and may be formed of the same or a different piece of metal with the sides. The whole, when completed, forms a strong support, of a rich appearance, and of a durable character.

I propose, if preferred in any case, to use a wider covering material, and apply it after instead of before the application of the metal P. In such case it is extended over the edge of the body outside of the metal binding P, and is secured by a line of stitching, Y.

The gutter-shaped metal binding P forms a rich finish when nickel-plated, and allowed to stand outside; and it forms an efficient stiffener, with little weight of metal whether outside or concealed within a further covering.

I claim as my improvement in shawl-holders—

In a shawl-strap, the core M, having its edge bound with the gutter-shaped metal binding P, and with or without the leather covering X, and adapted for use in connection with the handle A and straps D D, substantially as and for the purpose specified.

In testimony whereof I have hereunto set my hand this 27th day of April, 1875, in the presence of two subscribing witnesses.

FRANZ MEINBERG.

Witnesses:

WM. C. DEY,
HENRY GENTNER.