

G. MEYER.
Box-Scraper.

No. 166,540.

Patented Aug. 10, 1875.

Fig. 1.

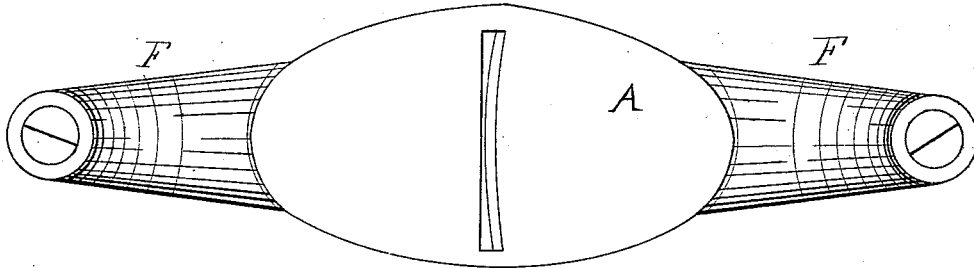


Fig. 2.

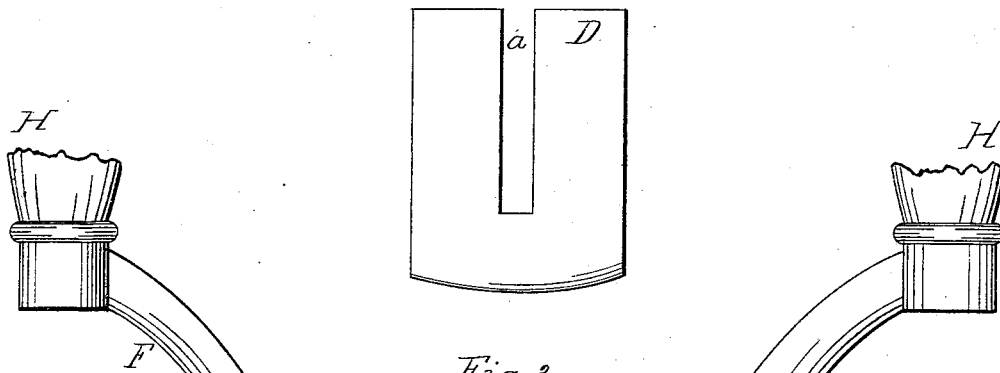
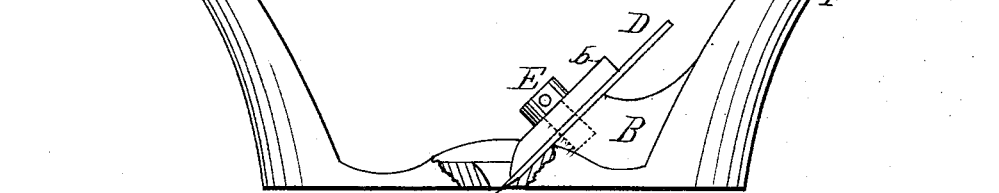


Fig. 3.



Witnesses:
Chas. C. Gill
Fred A. Goodridge

Inventor:
Gustavus Meyer
by his Attys.
Cox & Cox

UNITED STATES PATENT OFFICE.

GUSTAVUS MEYER, OF QUINCY, ILLINOIS, ASSIGNOR OF ONE-HALF HIS
RIGHT TO JULIUS FRANKE, OF SAME PLACE.

IMPROVEMENT IN BOX-SCRAPERS.

Specification forming part of Letters Patent No. **166,540**, dated August 10, 1875; application filed
June 22, 1875.

To all whom it may concern:

Be it known that I, GUSTAVUS MEYER, of Quincy, Illinois, have invented certain new and useful Improvements in Box-Scrapers, of which the following is a specification, reference being had to the accompanying drawings.

The invention relates to an improved box-scraper which is provided with a circular or oval plane-rest so shaped on its lower surface as to furnish a device suitable for removing marks from flat or concave surfaces, whether the same be circular or otherwise in outline, or surrounded by an elevated rim or plane on their edges.

Figure 1 is a bottom view of a device embodying the elements of the invention. Fig. 2 is a side view of plane. Fig. 3 is a side view, partly in section, of the device.

A in the accompanying drawings represents a plane rest or frame, the contour of which is circular, or, as in the present instance, oval, according to preference, and flat or convex, the latter preferred, on its lower surface. This formation enables the operator to remove marks near the edges of the heads of barrels and like devices, and also the convex surface affords a means of reaching marks in a depression or on a concave surface. Upon the upper surface of the rest A is provided the shoulder B, properly inclined, and serving as a base to sustain

the plane D, which has a through slot, *a*, as shown, and is secured to the shoulder by the clamp-screw E, which passes through the clamp-plate *b* and slot *a*, holding the plane firmly in any desired position. The arms F extend upward and outward from opposite sides of the plane-rest A, and in a plane at right angles to the edge of the plane D, being provided on their upper ends with the vertical handles H, by means whereof the device is operated. The slot *a* permits the plane D to be readily removed for grinding, or elevated above the surface of the plane-rest A, where it can be sustained by the clamp, and thus injury to its edges prevented.

What I claim as my invention, and desire to secure by Letters Patent, is—

A box-scraper formed by the combination of the plane-rest A, handles F, shoulder B, and adjustable plane D, substantially as shown and described.

In testimony that I claim the foregoing improvements in box-scrapers, as above described, I have hereunto set my hand and seal this 16th day of June, 1875.

GUSTAVUS MEYER. [L. S.]

Witnesses:

RICHD. JANSEN,
HENRY STRETZEL.