

O. BOND.

Sieves.

No. 166,680.

Patented Aug. 17, 1875.

Fig. 1.

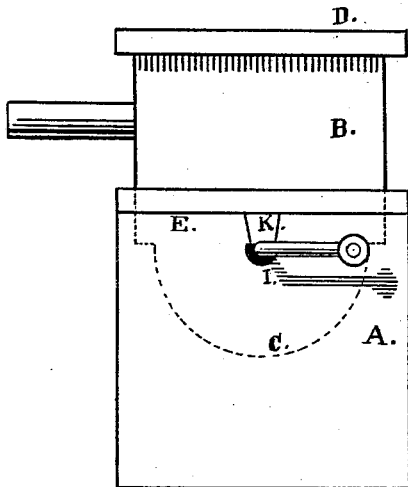


Fig. 2.

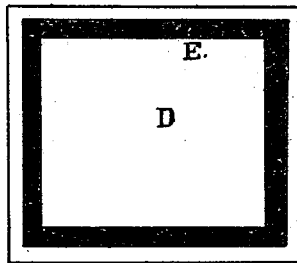
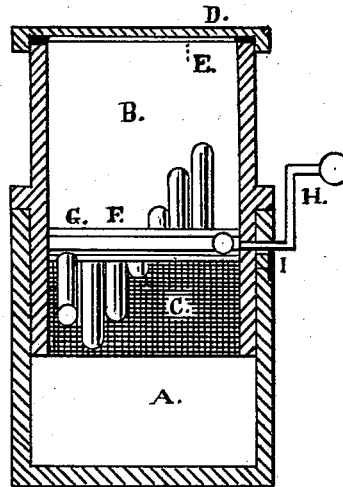


Fig. 3.

WITNESSES:

J. B. Smith
E. D. Smith

INVENTOR.

Oliver Bond

UNITED STATES PATENT OFFICE.

OLIVER BOND, OF MILWAUKEE, WISCONSIN.

IMPROVEMENT IN SIEVES.

Specification forming part of Letters Patent No. **166,680**, dated August 17, 1875; application filed February 8, 1875.

To all whom it may concern:

Be it known that I, OLIVER BOND, of Milwaukee, in the county of Milwaukee, in the State of Wisconsin, have invented certain Improvements in Druggists' Sieves, of which the following is a specification:

The object of my invention is to sift poisons and other articles, and is a sieve closed so that the poison or other articles sifted shall not get out and poison the operator, and the revolving beaters are set in the shaft so as to operate in the form of a screw.

Figure 1 is an outside end view of the sieve; Fig. 2, a sectional side view of same; and Fig. 3, a view of the cover, showing the rubber packing.

A is the outside box for holding the material after it is sifted; B, the shell of the sieve; C, the wire-netting through which the material is sifted; D, the cover of the sieve; E, the packing between the cover and the shell of the sieve, which keeps the material from flying out during the sifting, and also packing between the outside box and the shell of the sieve for the same purpose; F, the beaters, placed in the shaft so that they work like a screw; G, the

shaft in which the beaters are set; H, crank for operating the sieve; I, rubber around the end of the shaft G, acting as packing to keep the material from flying out while being sifted; K, a piece of wood on the shell of the sieve, which fits down over the gudgeon of the shaft G onto the rubber I. This sieve is placed in the box A, and the material to be sifted is put into it, and the cover D put on. This closes it up tight, and then the crank is revolved, and the beaters, coming in contact with the wire of the sieve one after another, winding round in the form of a screw, push the material through the meshes, it being closed up tight, so that nothing can escape.

I claim—

The box A, provided with removable caps K and rubber cap I, in combination with the removable case B, provided with sieve C, shaft G, rigid beaters F, and dust-tight cover D, constructed and arranged as shown and described.

OLIVER BOND.

Witnesses:

J. B. SMITH,
E. I. SMITH.