

E. C. McCLAIN.
Ironing-Table.

No. 166,881.

Patented Aug. 17, 1875.

Fig 1


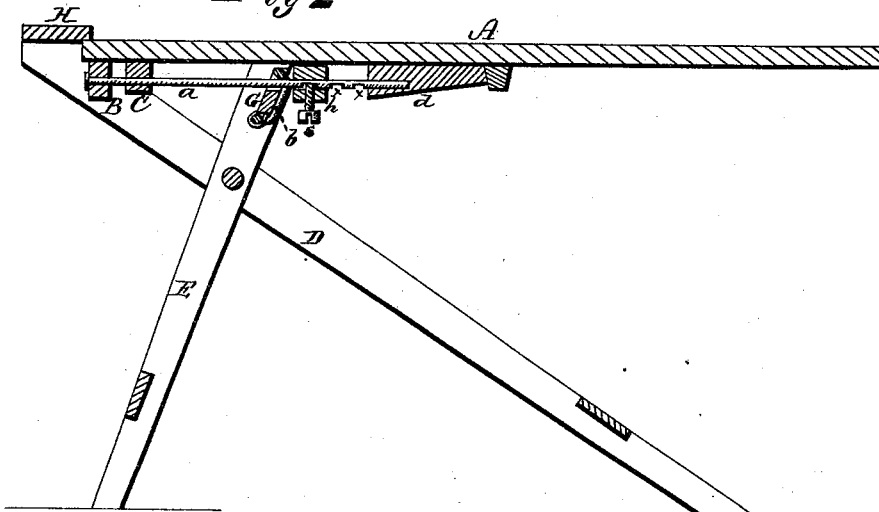


Fig 2



WITNESSES
Frank L. Oursand
C. L. Ewer

By

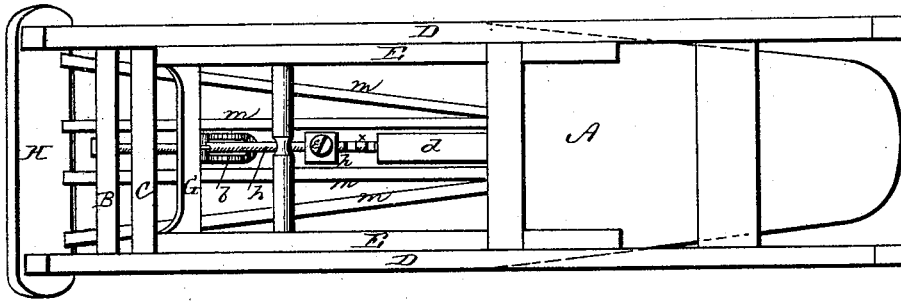
INVENTOR
Edwin C. McClain
Alexander Mason

E. C. McCLAIN.
Ironing-Table.

No. 166,881.

Patented Aug. 17, 1875.

Fig 3



WITNESSES
Frank L. Outland
C. L. Evers, By

INVENTOR
Edwin C. McClain
Alexander Mason
Attorney

UNITED STATES PATENT OFFICE.

EDWIN C. McCLAIN, OF BLOOMINGTON, ILLINOIS.

IMPROVEMENT IN IRONING-TABLES.

Specification forming part of Letters Patent No. **166,881**, dated August 17, 1875; application filed June 26, 1875.

To all whom it may concern :

Be it known that I, EDWIN C. McCLAIN, of Bloomington, in the county of McLean and in the State of Illinois, have invented certain new and useful Improvements in Ironing-Tables; and do hereby declare that the following is a full, clear, and exact description thereof, reference being had to the accompanying drawings and to the letters of reference marked thereon, making a part of this specification.

The nature of my invention consists in the construction and arrangement of an ironing-table, as will be hereinafter more fully set forth.

In order to enable others skilled in the art to which my invention appertains to make and use the same, I will now proceed to describe its construction and operation, referring to the annexed drawing, in which—

Figure 1 is a perspective view of my ironing-table opened for use. Fig. 2 is a longitudinal section of the same, and Fig. 3 is a bottom view of my ironing-table when folded.

A represents an ordinary ironing-board, constructed in any of the known and usual forms, and provided near its inner or under end, on the under side, with two parallel cross-bars, B C. To the ends of the cross-bar B are pivoted the long legs D D, the upper ends of which are connected by a strip or board, H, to overlap the inner end of the board when opened for use. To the long legs D D are pivoted the short legs E E, the upper ends of which are also connected by a strip or cross-bar, G. To this strip is attached a link, *b*, which slides on a rod, *a*, that is passed through the centers of the cross-bars B C, and fastened

in a block, *d*, secured on the under side of the board A. On the rod *a* is a slide, *h*, adjusted and held thereon by means of a set-screw, *e*, the point of which enters notches *x* in the rod, to hold the slide at any desired point. This slide forms a stop for the movement of the short legs E E in opening the table by the link *b* coming in contact therewith. By this means the slide may be moved in such a manner as to cause the ironing table or board A to be held either horizontal or in a more or less inclined position, as may be desired. Through suitable mortises in the two cross-bars B C are passed a series of flat or square arms, *m*, the inner ends of which lie against the under side of the board A on the sides of the block *d*. These arms, when the table is opened for use, can be drawn out for use as a clothes-drier. When the arms are pushed in and the table folded the arms cannot be pulled out or lost on account of the strip or cross-bar H being against their outer ends.

Having thus fully described my invention, what I claim as new, and desire to secure by Letters Patent, is—

The combination, with the ironing-board A and hinged legs D D and E E, of the link *b*, notched rod *a*, and adjustable slide *h*, with set-screw *e*, and the sliding arms *m*, substantially as and for the purposes herein set forth.

In testimony that I claim the foregoing I have hereunto set my hand this 22d day of May, 1875.

E. C. McCLAIN.

Witnesses:

WILLIAM A. SKINKLE,
FRANCIS GERBRICK.