

C. B. PORTER
Stand for Water-Coolers.

No. 166,889.

Patented Aug. 17, 1875.

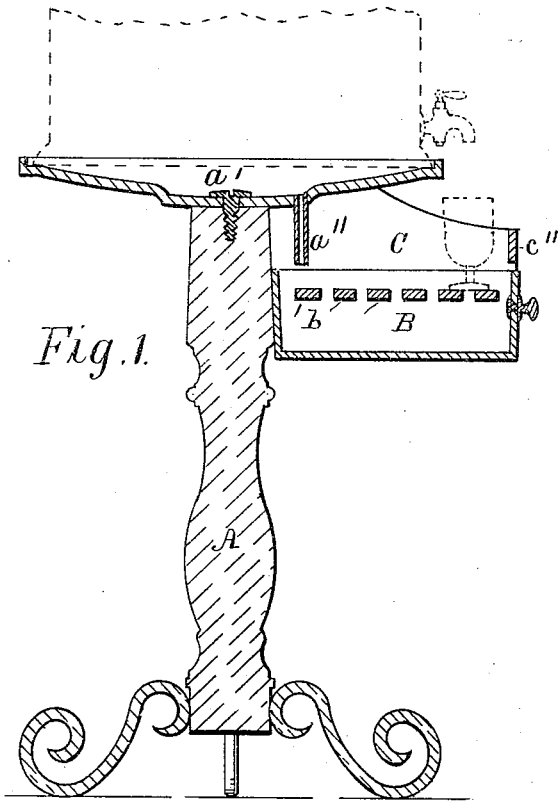


Fig. 1.

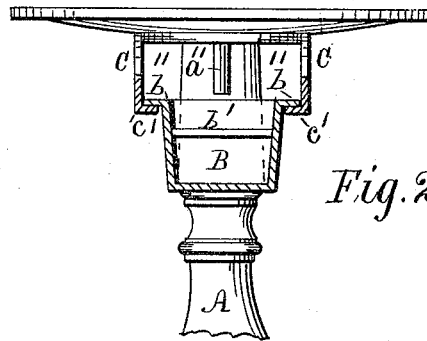


Fig. 2.

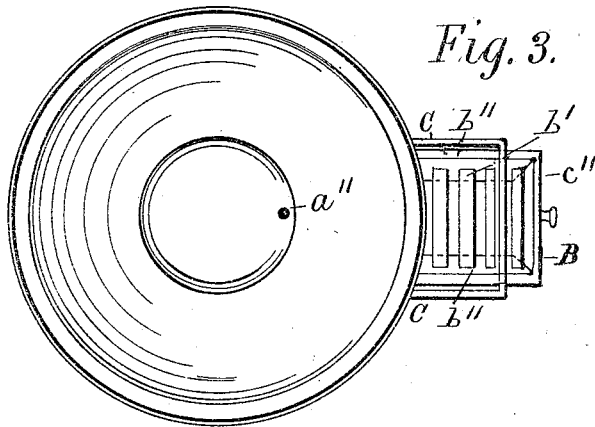


Fig. 3.

Witnesses:
Benj. Morison
Wm. H. Morison.

Inventor:
Christopher B. Porter.

UNITED STATES PATENT OFFICE.

CHRISTOPHER B. PORTER, OF PHILADELPHIA, PENNSYLVANIA.

IMPROVEMENT IN STANDS FOR WATER-COOLERS.

Specification forming part of Letters Patent No. 166,889, dated August 17, 1875; application filed July 6, 1875.

To all whom it may concern:

Be it known that I, CHRISTOPHER B. PORTER, of the city of Philadelphia, in the State of Pennsylvania, have invented an Improvement in Stands for Water-Coolers, of which the following is a specification:

The object of my improvement is to provide a more simple, reliable, and cleanly device for supporting the ordinary tumbler or drinking-cup at a point directly beneath the mouth of the faucet of a water-cooler resting upon a stand, and for catching the drip-water of the cooler, and also the waste-water of the faucet and overflow-water of the tumbler, and at the same time affording ready facilities for the removal of either, as occasion may at any time require; and my invention consists of a sliding drawer provided with grate-bars above its bottom, and suspended so as to project forward from the under side of the platform of the stand, and the projecting faucet of the cooler thereon, for the reception and removal of the tumbler or drink-cup, and the withdrawal of the drawer for emptying it of waste-water from time to time, as occasion may require, as will herein be more clearly described with reference to the accompanying drawing, in which—

Figure 1 is a vertical central section of an ordinary portable stand for a water-cooler having my invention applied thereto, the water-cooler and drinking-tumbler being merely indicated by dotted lines. Fig. 2 is a vertical transverse section of the removable drawer and its grate-bars, and its fixed supports, in connection with a sectional front view of the stand; and Fig. 3, a plan view of the platform of the stand and the projecting portion of the suspended drawer and grate-bars.

The platform *a'* of the stand A is constructed of sheet metal, and dished from its perimeter to its center, so as to cause the usual drip-water from the cooler thereon (indicated by dotted lines in Fig. 1) to flow toward a drip-hole and conduit-pipe, *a''*, into the drawer B, which is an oblong rectangular box open at its top, and provided with a series of grate-bars, *b'*, fixed so as to be parallel in a plane a little below the plane of the top edges of the drawer.

This drawer is made of sheet metal, and has two side flanges, *b'' b''*, at its upper edge, which, when the said drawer B is inserted in place, rest upon corresponding flanges *c' c'* of two side supports, C C, (see Fig. 2,) which are also of sheet metal, and fixed to the under side of the platform *a'*, so as to project forward about the length of the diameter of a large drinking-tumbler, as represented in Figs. 1 and 2. The drawer B slides upon these flanged pieces *c' c'*, and is in length sufficient to extend from the projecting ends of said side supports C C back to the stem of the stand A. In order to prevent the front end of drawer B from being tilted or lifted upward, and also to keep the projecting ends of C C from being accidentally bent aside, a cross or tie piece, *c''*, is secured to the said two ends. (See Figs. 1 and 3.)

It will be readily understood without any further description that any drip from the outside of the cooler will run down into the drawer B through the hole and tube *a''* of the platform A; that any drip from the faucet of the cooler, or overflow of the tumbler beneath its mouth, will be caught and retained by the drawer B in place; that a tumblerful of water can be readily drawn into the same, and lifted out with facility; and that any drip or surplus water in the drawer B can be readily removed by pulling out the said drawer and emptying it as occasion may require, say once or twice per day.

The whole stand, as improved by my said invention, can be made and sold at the same prices as heretofore for the same sizes of coolers.

I claim as my invention—

The sliding and removable drawer B, with its series of grate-bars *b'*, and the supporting side pieces C C and their connecting-piece *c''*, in combination with the platform *a'*, provided with the drip-tube *a''*, the said parts being constructed and arranged substantially as and for the purposes set forth.

CHRISTOPHER B. PORTER.

Witnesses:

BENJ. MORISON,
WM. H. MORISON.