

J. MURRAY.

Combined Miter, Level and Plumb.

No. 167,556.

Patented Sept. 7, 1875.

Fig. 1.

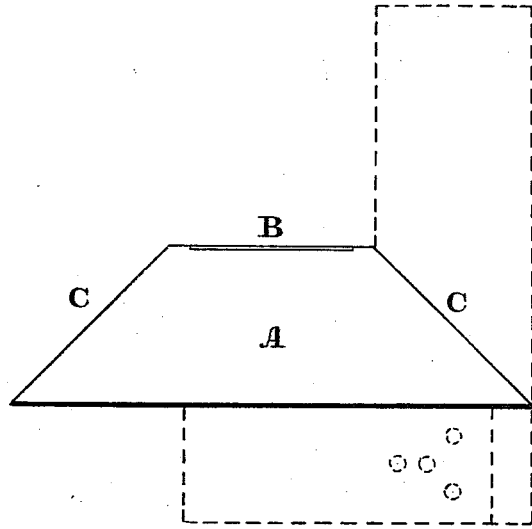


Fig. 2.

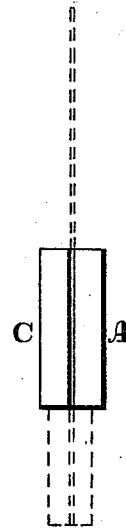


Fig. 3.

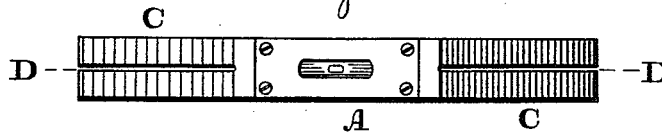
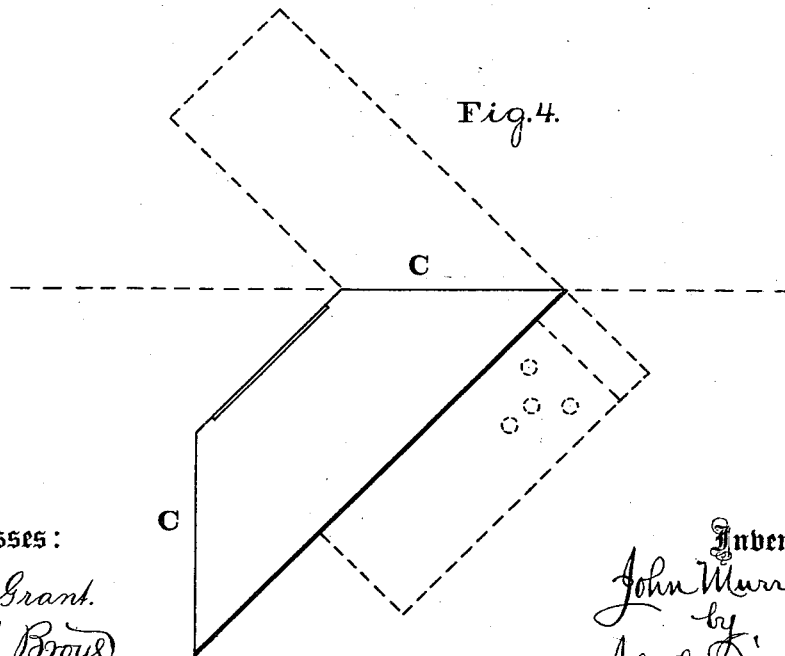


Fig. 4.



Witnesses:
A. P. Grant.
L. F. Brown.

Inventor:
John Murray,
by
John A. Diederheine,
att'y.

UNITED STATES PATENT OFFICE.

JOHN MURRAY, OF CONSHOHOCKEN, ASSIGNOR OF ONE-HALF HIS RIGHT
TO WILLIAM McNIECE, OF PHILADELPHIA, PENNSYLVANIA.

IMPROVEMENT IN COMBINED MITERS, LEVELS, AND PLUMBS.

Specification forming part of Letters Patent No. **167,556**, dated September 7, 1875; application filed
February 13, 1875.

To all whom it may concern:

Be it known that I, JOHN MURRAY, of Conshohocken, in the county of Montgomery and State of Pennsylvania, have invented a new and useful Improvement in a Combined Miter, Level, and Plumb; and I do hereby declare the following to be a clear and exact description of the nature thereof, sufficient to enable others skilled in the art to which my invention appertains to fully understand, make, and use the same, reference being had to the accompanying drawings making part of this specification, in which—

Figures 1 and 4 are side views of the device embodying my invention. Fig. 2 is an end view thereof. Fig. 3 is a top view thereof.

Similar letters of reference indicate corresponding parts in the several figures.

My invention consists in a stock carrying a spirit-level, and formed with miter ends, which have longitudinal divisions, so that the stock, besides constituting a level, is adapted to be employed with an ordinary square, and thus serve the purposes of plumb and miter.

Referring to the drawings, A represents a

stock or block, in which is secured a spirit-level, B, whose service is well known. The ends C of the stock are cut away diagonally, so as to form miters C C, and the miter ends are cut or divided in the longitudinal direction, so as to form channels D.

The operation is as follows: The stock A may be employed as a level, as usually. The blade of an ordinary square (shown in dotted lines) is to be inserted in one of the channels D of the stock A, and the combined implements will render service as a plumb or miter, as is readily shown in Figs. 1 and 4, and as will be understood by those accustomed to handle the same.

Having thus described my invention, what I claim as new, and desire to secure by Letters Patent, is—

The level-stock A, having miter ends B, and channels D, substantially as and for the purpose set forth.

JOHN MURRAY.

Witnesses:

JOHN A. WIEDERSHEIM,
WM. McNIECE.