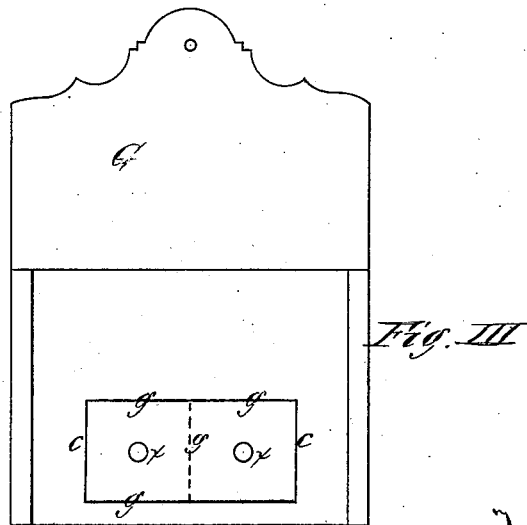

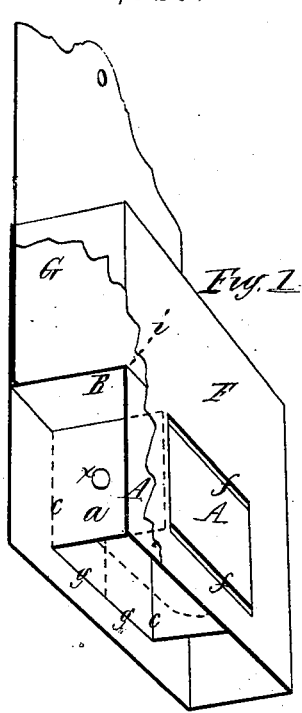


J. F. TAPLEY.
Calendar.

No. 167,629.

Patented Sept. 14, 1875.



Witnesses,
C. E. Buckland,
W. W. Bradway

Inventor,
Jesse F. Tapley
By J. A. Leontis,
his atty-

UNITED STATES PATENT OFFICE.

JESSE F. TAPLEY, OF SPRINGFIELD, MASSACHUSETTS.

IMPROVEMENT IN CALENDARS.

Specification forming part of Letters Patent No. **167,629**, dated September 14, 1875; application filed August 9, 1875.

To all whom it may concern:

Be it known that I, JESSE F. TAPLEY, of Springfield, in the State of Massachusetts, have invented a new and useful Postal-Card Receiver and Counting-House Calendar; and that the following is a full, clear, and exact description thereof, reference being had to the accompanying drawing, making a part of this specification, and to the letters of reference marked thereon, in which—

Figure I is a perspective view of my invention, with the end broken away to show more fully its internal construction. Fig. II is also a perspective view of the invention, but as complete; and Fig. III is a view of the rear side of the device.

The object of my invention is to provide a convenient receptacle for postal cards, and having combined and arranged therewith, for convenient reference, a changeable counting-house calendar; and to this end my invention consists of a rectangular-shaped pocket or box to receive postal cards, and containing a roll, hung in bearings to turn freely, upon which is wound a panoramic strip having printed thereon the day of the week, the month, and the numerals or characters indicating the day of the month, said strip being passed through slots to keep it in place.

In the drawings, F represents the box or pocket, of which G is the back, B the bottom, and the front and ends are formed by folding paper or board around the bottom and front, and securing it to the back, as follows: A piece of sufficiently heavy board, A, of the proper length and width, is cut partially through at the line *i*, and its upper part, B, is bent back at the line *i* into a position at about a right angle with the front A, and another piece, G, of the same length as A, and of any desired height to form the back of the box, is cut entirely through on the lines *g g*, and partially through on the lines *c c*, so that the board will bend nicely at the lines *c*, and form the two wings *a*. Holes are made at *x x*, and the wings *a* are then bent inward, being of a length to extend from the back G to the front A, the edges of the wings, at their inner ends, being secured to the front by a little glue to hold them firm in that position.

Suitable paper or board may then be folded around the parts A, B, and G, and secured at the ends of the back, forming a box of proper form and size to receive postal cards, the bent part B, the edge of which may be secured to the back G by a little glue, forming the bottom of the box. Slots *f f* are cut entirely through the front and its covering, and a small stick or roll is inserted in the holes *x*, so that it may rotate freely, and a panoramic strip, *n*, having printed thereon the day of the week, or an abbreviation thereof, the month, and the numerals indicating the day of the month, is wound upon said roll, and the strip passed through the slots *f*, so that the printing upon the strip may be exposed to view outside, in front, as shown in Fig. II. As one day is passed, the printed characters representing that day are torn off, and the strip drawn through to expose those for the next day, and so on.

As thus constructed and combined, the parts A, B, and G form a secure bearing and casing for the calendar, and also form a frame for the box to receive postal cards.

The front or exposed part of the back G, and the front A, may be used for advertisements and similar purposes.

Having thus described my invention, what I claim as new, is—

1. The combination of the piece A, provided with the slots *f*, the part B, the piece G, provided with the wings *a*, and the strip *n*, wound upon a roll having its bearings in the holes *x*, the same forming a panoramic counting-house calendar, constructed substantially as described.

2. The combination of the sheet or piece F, folded and secured to the pieces A, B, and G, and the strip *n*, wound upon a roll having bearings in the wings *a*, so that the characters printed upon said strip may be exposed to view in front, the same forming a combined panoramic counting-house calendar and postal-card receiver, substantially as described.

JESSE F. TAPLEY.

Witnesses:

T. A. CURTIS,
C. E. BUCKLAND.