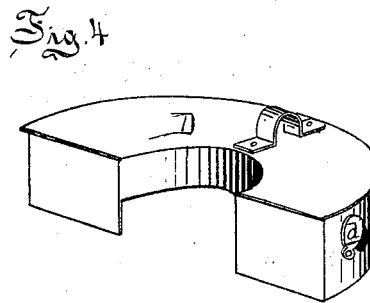
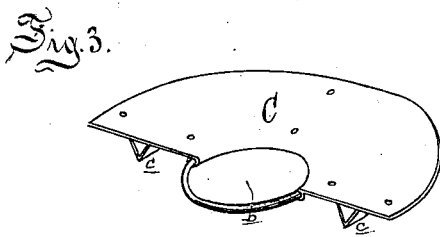
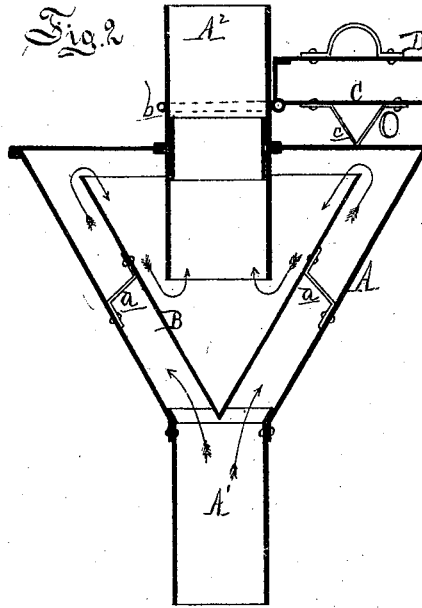
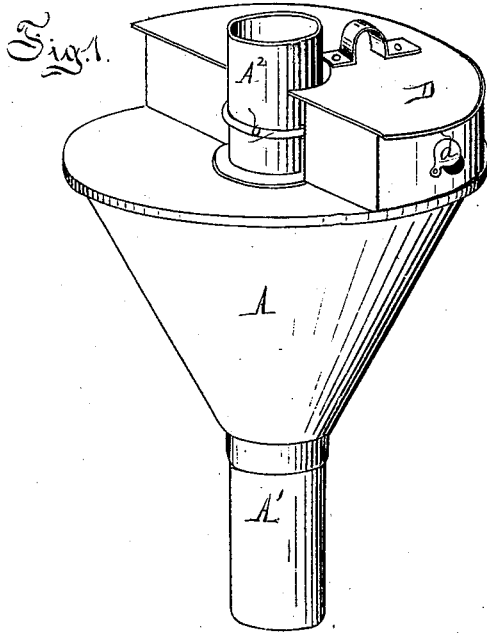


F. MUNSON & L. E. DICK.
Heating-Drum.

No. 167,777.

Patented Sept. 14, 1875.



Attest:
Edward Barthel
Thos. Shalding

Inventor:
F. Munson
L. E. Dick
By Atty
Wm. S. Sprague

UNITED STATES PATENT OFFICE.

FRANK MUNSON AND LEWIS E. DICK, OF BUCHANAN, MICHIGAN.

IMPROVEMENT IN HEATING-DRUMS.

Specification forming part of Letters Patent No. 167,777, dated September 14, 1875; application filed June 17, 1875.

all whom it may concern:

It is known that we, FRANK MUNSON and LEWIS E. DICK, of Buchanan, in the county of Berrien and State of Michigan, have invented an Improved Heating-Drum for Cooking-Stoves, of which the following is a specification:

The invention consists in the combination, with a radiator making a part of the stove-pipe, of a peculiar shelf; and, further, in the combination of the above parts and a peculiar cover, all as more fully hereinafter explained.

Figure 1 is a perspective view. Fig. 2 is a vertical section of the radiator alone. Fig. 3 is a detached perspective view of the rotative hot-closet shelf. Fig. 4 is a similar view of the hot-closet casing.

In the drawing, A represents the radiator, shaped like an inverted cone, forming the upper end of a joint of stove-pipe, A¹, another length, A², being inserted in the flat head of the radiator. B is a deflector, of sheet metal, in the form of an inverted cone, supported by braces a inside the radiator. The pipe A² extends down into the deflector, causing the heated currents to impinge against the walls of the radiator in their upward passage, which is somewhat retarded by their being reverted in the deflector, whereby a greater amount of heat is radiated into the kitchen at a corresponding reduction of the consumption of fuel. C is a semicircular shelf, hollowed out in the middle to embrace the pipe A², with a

wire ring, b, run in to slip over the latter before the connecting lengths are added, whereby it is secured in position, but is free to revolve about the pipe. It is supported by three legs, c, a little above the top of the radiator. D is a semicircular tin cover, made to embrace the pipe and to inclose the shelf C, and is provided with several openings near the lower edge for the exit of heated currents, which exits can be closed by flaps d.

One-half of the radiator-top is available as an ordinary stove-pipe shelf, while the remainder can be utilized as a hot-closet.

The cover D can be removed, and dishes requiring less temperature than the surface of the drum can be placed on the shelf C to be kept warm.

What we claim as our invention is—

1. The combination, with the radiator A, of the shelf C, supported above the surface of said radiator, and capable of a complete revolution around the stove-pipe, substantially as described and shown.

2. The combination, with the radiator A, of the shelf C, supported above the surface of said radiator, and the cover D, substantially as described and shown.

FRANK MUNSON.
LEWIS EDWIN DICK.

Witnesses:

L. P. ALEXANDER,
S. J. HAYS.