

J. D. OWEN & G. M. CUSTER.

Rein-Holder.

No. 167,781.

Patented Sept. 14, 1875.

Fig. 1.

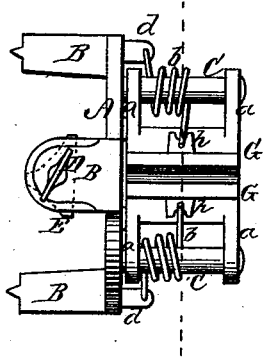


Fig. 2.

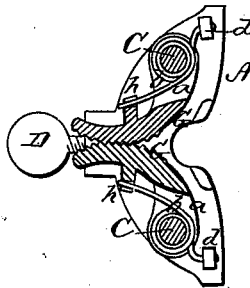
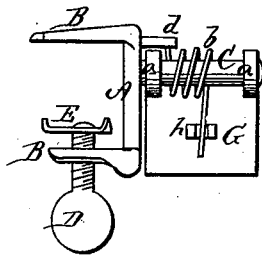


Fig. 3.



WITNESSES.

Henry N. Miller  
C. L. Ewert.

INVENTOR.

John D. Owen.  
George M. Custer,  
per *Maundy Mason*  
ATTORNEYS

# UNITED STATES PATENT OFFICE.

JOHN D. OWEN AND GEORGE M. CUSTER, OF MATTOON, ILLINOIS.

## IMPROVEMENT IN REIN-HOLDERS.

Specification forming part of Letters Patent No. 167,781, dated September 14, 1875; application filed January 20, 1875.

*To all whom it may concern:*

Beit known that we, JOHN DOUGLASS OWEN and GEORGE MELVILLE CUSTER, of Mattoon, in the county of Coles and in the State of Illinois, have invented certain new and useful Improvements in Rein-Holders and Line-Holders; and do hereby declare that the following is a full, clear, and exact description thereof, reference being had to the accompanying drawings, and to the letters of reference marked thereon, making a part of this specification.

The nature of our invention consists in the construction and arrangement of a line or rein holder, as will be hereinafter more fully set forth.

In order to enable others skilled in the art to which our invention appertains to make and use the same, we will now proceed to describe its construction and operation, referring to the annexed drawings, in which—

Figure 1 is a rear elevation of our rein-holder. Fig. 2 is a section of the same, through the line *x x*, Fig. 1; and Fig. 3 is a side view of the same.

A represents a bed-plate of any suitable form and dimensions, provided on its under side with three legs, B B, situated in diamond form, and through the middle one passes a temper-screw, D, with crab E for fastening the bed-plate to a dash-board or other part of the wagon-box. On the top of the bed-plate A are two stationary posts, C C, upon each of which is placed a jaw, G. These jaws are curved, as shown, and corrugated transversely. At the inner ends the jaws are provided with two arms, *a a*, which are placed on the posts C C, and between said arms on each post is a spiral spring, *b*, one end of which is

fastened in a lug, *d*, on top of the bed-plate, while the other end is placed in a forked lug, *h*, on the outer or concave side of the jaw. The action of the springs *b b* is to force the corrugated or toothed portions of the jaws against each other, so as to hold the reins or lines between them. Any strain on the reins or lines has a tendency to hold the jaws still closer together.

This device may be applied to any desired part of a wagon or other vehicle, and in any convenient position.

We are aware that two corrugated cams mounted upon a frame, and having cog-teeth at their bottoms, is not new. With our invention the cams are so placed on the frame that they lie face to face, and are thus capable of clamping a line of any thickness. Each of the said cams is independent in its action, so that when a rein is to be inserted it is only necessary to throw forward one or the other of the cams.

Having thus fully described our invention, what we claim as new, and desire to secure by Letters Patent, is—

The combination, with the bed-plate A, having clamps for securing it to the dash-board, of the independently-acting cams G G having lugs *h h*, springs *b b*, and hung on posts C C, all as set forth.

In testimony that we claim the foregoing we have hereunto set our hands this 21st day of December, 1874.

JOHN DOUGLASS OWEN.  
GEORGE MELVILLE CUSTER.

Witnesses:

HAMILTON ROBB,  
T. H. B. SNEDEKER.