

B. P. PRATT.
Sewing-Machine Caster.

No. 168,182.

Patented Sept. 28, 1875.

Fig. 1

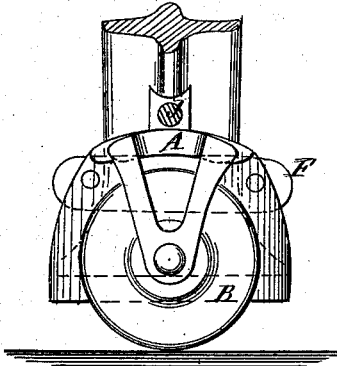


Fig. 2

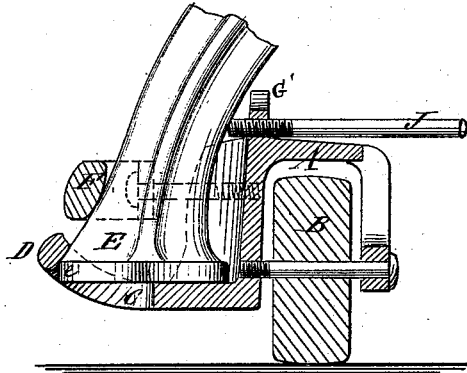


Fig. 3

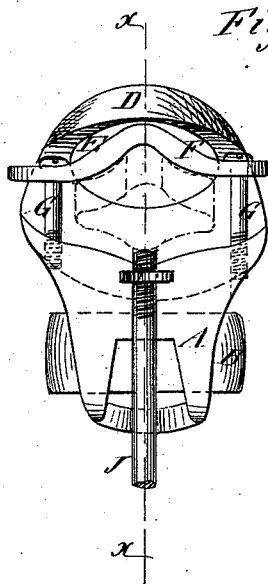


Fig. 4

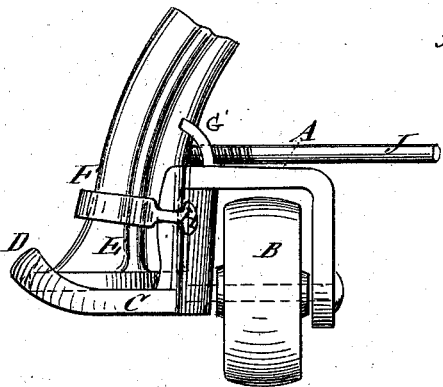
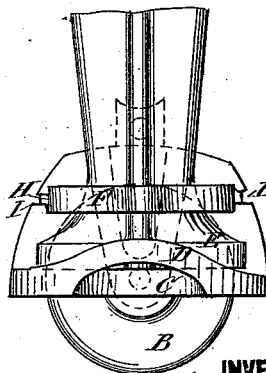


Fig. 5



WITNESSES:

E. N. Evans
A. J. Terry

INVENTOR:

B. P. Pratt

BY

Munn & Co.
ATTORNEYS.

UNITED STATES PATENT OFFICE.

BENONI P. PRATT, OF CHICAGO, ILLINOIS.

IMPROVEMENT IN SEWING-MACHINE CASTERS.

Specification forming part of Letters Patent No. **168,182**, dated September 28, 1875; application filed May 28, 1875.

To all whom it may concern:

Be it known that I, BENONI P. PRATT, of Chicago, in the county of Cook and State of Illinois, have invented a new and Improved Caster Attachment for Sewing-Machines, of which the following is a specification:

The object of my invention is to provide casters by which any sewing-machine can be readily supplied with them by clamping them on the feet.

The invention will first be described in connection with drawing, and then pointed out in the claim.

Figure 1 is a side elevation of my improved caster attachment. Fig. 2 is a sectional elevation on line *xx* of Fig. 3. Fig. 3 is a top view, and Figs. 4 and 5 are side elevations.

Similar letters of reference indicate corresponding parts.

A is the horn-plate, from the lower end of which, at one side of the wheel B, projects a broad shoe, C, with a toe-piece, D, opposite to the wheel, the shoe being to receive the foot E, having toe or point *e*, of the sewing-machine, and the toe-piece being to overlap the toe of the foot E when the shoe is clamped to

the foot by a clamp, F, which will be secured to the horn-plate by screws G, or by heads H, connected by notches I or other approved fastening. J represents the tension-rod, with which I propose to connect two casters by right and left screws passing through lug-nut G' on top of the caster-frame, to draw the toe-pieces D tightly onto the toes of the feet. These shoes will be varied in respect of shape and size to suit the feet of different machines, but in their general character they will all be the same.

Having thus described my invention, I claim as new and desire to secure by Letters Patent—

The combination of the end-threaded tension-rod J, the caster-frame, having lug-nut G' and foot C D, the leg E, having toe or point *e*, and the clamp F, all constructed and arranged substantially as and for the purpose specified.

BENONI P. PRATT.

Witnesses:

C. C. BONNEY,
LYMAN M. PAINE.