

J. B. STEARNS, Jr.  
Sewing-Case.

No. 168,538.

Patented Oct. 5, 1875.

Fig: 1.

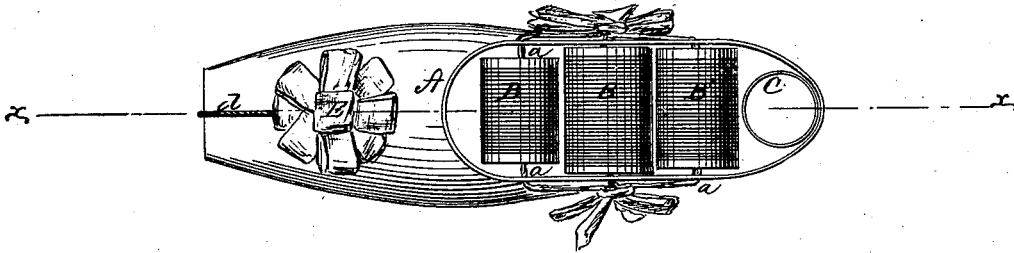


Fig: 2.

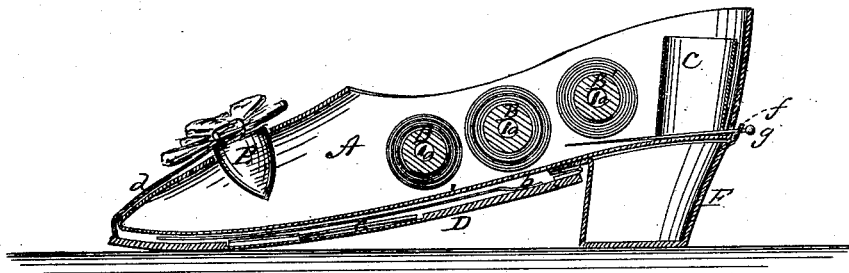
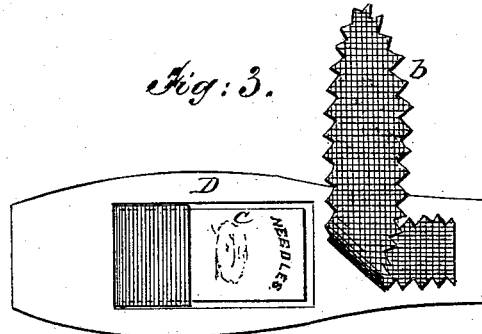


Fig: 3.



Witnesses:

*H. C. Mattenberg*  
*W. Lowell*

Inventor:

*Junius B. Stearns Jr*  
*J. B. Stearns*  
*atty.*

# UNITED STATES PATENT OFFICE.

JUNIUS B. STEARNS, JR., OF NEW YORK, N. Y., ASSIGNOR OF ONE-HALF HIS  
RIGHT TO SYLVESTER L. STEARNS, OF SAME PLACE.

## IMPROVEMENT IN SEWING-CASES.

Specification forming part of Letters Patent No. **168,538**, dated October 5, 1875; application filed  
August 30, 1875.

*To all whom it may concern:*

Be it known that I, JUNIUS B. STEARNS, JR., of the city, county, and State of New York, have invented a new and Improved Ladies' Sewing-Case; and that the following is a full, clear, and exact description of the same, reference being had to the accompanying drawings, and to the letters of reference marked thereon, making a part of this specification.

This invention is in the nature of an improvement in ladies' sewing-cases; and the invention consists in a sewing-case, containing thread, needles, &c., constructed in the form of a slipper or shoe, the spools of thread being fitted within the slipper, and a thimble-case being also fitted within it, and the sole of the slipper containing needle-book and receptacle for papers of needles being hinged so as to separate from the slipper, and held in position by the emery-cushion, and a cord thereto attached fitting into the front of the slipper and forming a rosette, and the heel being also hinged so as to open from the bottom of the slipper, forming a receptacle for buttons, &c., all constructed and arranged as hereinafter more particularly described.

In the accompanying sheet of drawings, Figure 1 is a plan or top view of my sewing-case; Fig. 2, a section of same in line *x x*, Fig. 1; and Fig. 3, a top view of sole, showing needle-book and receptacle for papers of needles.

Similar letters of reference indicate like parts in the several figures.

A represents a sewing-case constructed in the form of a slipper. Within this case, which may be made of any suitable material, are placed spools of thread, B and B'. These spools are held in position by a cord or ribbon, *a*, which is threaded through them, so

that they may turn freely on the ribbon, and in the rear of the shoe is fitted a thimble-case, C. The sole of the shoe D is hinged at its rear end, so that it may drop downward from the shoe, and to the inner side of the sole are secured several leaves of flannel, *b*, into which needles, pins, &c., may be stuck, and immediately under these leaves, and fastened to the sole, is a receptacle, *c*, for papers of needles. To the front end of the sole is affixed one end of a cord, *d*, which extends over the toe of the slipper, and to its outer end is secured an emery-cushion, E. This emery-cushion is received in an opening in the front of the slipper, and when in place it holds the sole in contact with the under side of the slipper, at the same time forming a rosette or ornament. The heel F is also hinged to the under side of the slipper, and is hollow, forming a box for buttons, hooks and eyes, &c. It is kept in position by means of its hinge and a small loop, *f*, on its rear side, through which passes a pin, *g*, by which it is confined.

From the foregoing description it will be seen that the form of a slipper is made available for the purpose of containing in a compact and neat form, the several appliances used for sewing; and

Having thus described my invention, what I claim as new, and desire to secure by Letters Patent, is—

A sewing-case composed of the spool-holder, needle-book, thimble-case, emery-cushion, and button-box, all combined and arranged as shown and described.

JUNIUS B. STEARNS, JR.

Witnesses:

H. L. WATTENBERG,  
G. M. PLYMPTON.