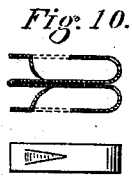
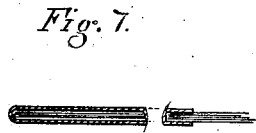
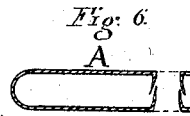
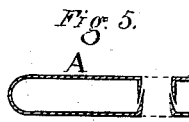
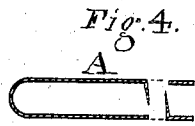
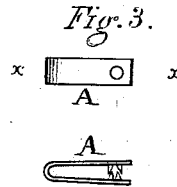
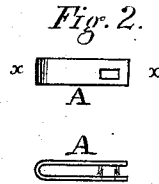
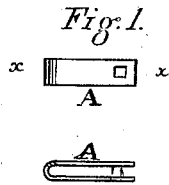


J. M. BLANCHARD.  
Paper-Fastener.

No. 168,709.

Patented Oct. 11, 1875.



Attest  
*L. M. Cornell*  
*E. A. Bully*

Inventor  
*James M. Blanchard*

# UNITED STATES PATENT OFFICE.

JAMES M. BLANCHARD, OF WASHINGTON, DISTRICT OF COLUMBIA.

## IMPROVEMENT IN PAPER-FASTENERS.

Specification forming part of Letters Patent No. **168,709**, dated October 11, 1875; application filed September 24, 1875.

*To all whom it may concern:*

Be it known that I, JAMES M. BLANCHARD, of Washington, in the county of Washington and District of Columbia, have invented certain new and useful Improvements in Paper-Fasteners; and I do hereby declare that the following is a full, clear, and exact description thereof, which will enable others skilled in the art to which it pertains to make and use the same, reference being had to the accompanying drawings, and to the letters of reference marked thereon, which form a part of this specification—

Figure 1 being a side view and sectional elevation of one form of fastener, having a single inwardly-projecting point upon each of its parts for perforating and holding the paper. Fig. 2 is a similar view, showing two projections upon each of the parts. Fig. 3 is a side and sectional view, showing how the inwardly-projecting portions may be made tubular in form, the inner portions of the same being divided into sections; so as to cause them to readily perforate the paper as they are closed together. Fig. 4 is an enlarged view on line *xx* of Fig. 1. Fig. 5 is a similar view on line *xx* of Fig. 2. Fig. 6 is a similar view on line *xx* of Fig. 3. Fig. 7 is a sectional elevation, showing the holder as closed down upon the papers, which are shown in black lines within the holder. Fig. 8 is a similar view of the holder shown in Fig. 2; and Fig. 9 is a similar view, showing the method of perforating and holding the paper by the modified form of holder shown in Fig. 3. Fig. 10 shows a modified form of the fastener for holding large quantities of paper.

This invention relates to metallic paper-fasteners, or devices for holding sheets of paper in such relation to each other that they will be held in contact at any desired point, so that the written or printed matter that may be placed thereon shall be accessible to the eye; and it consists in a piece or pieces of metal formed substantially as shown, so that the papers to be held may be inserted between the limbs thereof, said limbs being provided near their ends with inwardly-projecting parts, which, in securing the clasp or holder to the sheets of paper, shall perforate said paper by the act of closing it down thereon.

In constructing devices of this character I use a strip of brass, silver, copper, or other sufficiently ductile metal of sufficient length to form a clasp or fastener of substantially the form shown in the drawing. Near the ends of this strip holes are formed, in the making of which inwardly-projecting protuberances are raised, which are sufficiently long to cause their united lengths to be equal to or greater than the combined thickness of the sheets of paper that are to be held. The series of protuberances alluded to are to be opposite or nearly opposite each other, in order that, when two limbs of the clasp are forced together, one or more of the protuberances shall enter the aperture formed in the opposite limb, and so enable it or them to perforate the paper, and at the same time so bend the parts of said protuberance as to cause them to hold the limbs of the clasp together, or, in other words, to prevent them from springing apart.

The form which I prefer to give to this clasp or holder is clearly shown at *A A* in the drawing, the form of protuberances shown in Fig. 3 being preferred, as it is believed that they may be more readily formed than those shown in Figs. 1 and 2, and that they are better adapted for perforating and holding the paper. Figs. 7, 8, and 9 are designed to show the positions that the parts assume with reference to each other when closed down upon the paper.

The method of applying this clasp or fastener is to spread apart its open ends to such an extent that they will span the number of sheets of paper which it is desirable to hold, by doing which the paper can be inserted and pushed against the curved end of the clasp, which will have the effect to cause all of the sheets to be even upon their ends. After the sheets are in position the clasp is to be pressed together with the thumb and finger until they will adhere to the paper, when the whole is to be laid upon some solid substance, and a blow is given to the portion which surrounds the perforations, or pressure is applied thereto, by which means the paper will be perforated, and the clasp bent down upon the paper in such a manner as to securely hold the same.

I have shown the form of protuberances, and the form of the clasp or holder which I

prefer; and I have also shown two other equivalent forms of protuberances; but I do not intend to limit my invention to any particular form of clasp, or to the shape of the protuberances; but

Having described my invention, what I claim, and desire to secure by Letters Patent, is—

A clasp or fastener for securing together sheets of paper, having upon its inner surfaces protuberances, which are arranged substantially as shown and described, whereby they

are made to perforate the paper and to interlock by the act of closing the two limbs of the fastener together.

In testimony that I claim the foregoing as my own invention, I affix my signature in presence of two witnesses.

JAMES M. BLANCHARD.

Witnesses:

C. M. CONNELL,  
WM. R. SINGLETON.