

W. L. KOTZUM.

Hemmer-Attachment for Sewing-Machines.

No. 168,753.

Patented Oct. 11, 1875.

Fig: 1.

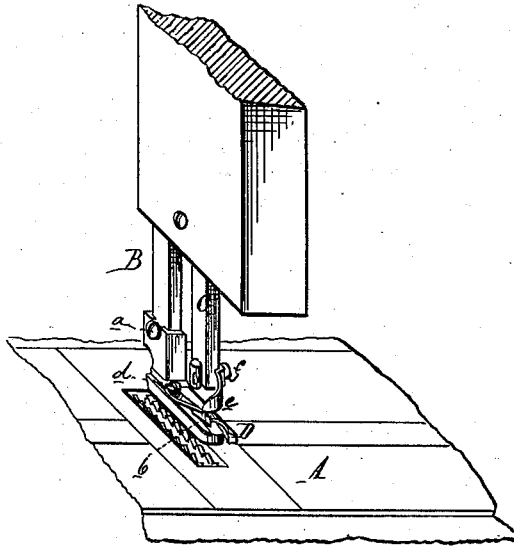


Fig: 2.

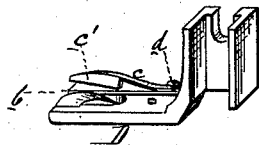


Fig: 3.

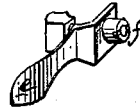
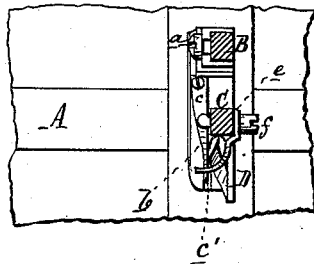


Fig: 4.



Attest.
Edward Barthel
Wm. P. Sheddling

Inventor.
W. L. Kotzum
By
H. S. Sprague

UNITED STATES PATENT OFFICE.

WENZEL L. KOTZUM, OF CHICAGO, ILLINOIS, ASSIGNOR OF ONE-HALF HIS RIGHT TO HENRY E. SCOTCHMER, OF SAME PLACE.

IMPROVEMENT IN HEMMER ATTACHMENTS FOR SEWING-MACHINES.

Specification forming part of Letters Patent No. **168,753**, dated October 11, 1875; application filed May 15, 1875.

To all whom it may concern:

Be it known that I, WENZEL L. KOTZUM, of Chicago, in the county of Cook and State of Illinois, have invented an Improved Hemmer Attachment for Sewing-Machines, of which the following is a specification:

My invention has for its object to combine with a hemmer a shear, to be operated by the needle-bar of a sewing-machine, to cut off the raw edge of the fabric as it enters the scroll of the hemmer, parallel with the line of stitching.

Figure 1 is a perspective view of the hemmer as attached to a Singer machine, and provided with my shear. Fig. 2 is a detached perspective view of the improved hemmer and shear. Fig. 3 is a similar view of the lug that is bolted to the needle-bar to operate the shear. Fig. 4 is a plan of the devices represented in Fig. 1.

In the drawing, A represents the cloth-plate of a Singer sewing-machine, C the needle-bar, and B the presser-bar, to the foot of which a hemmer, D, is secured by a screw, *a*. To the top of the hemmer, on the left or "cloth" side, a shear-plate, *b*, lies, with its inner edge parallel with the line of stitching, and overhanging the edge of the throat or opening into which the scroll projects to turn the hem. *c* is a superposed spring, having a pendent shear-blade or cutter, *c'*, the heel of which lies in contact with the edge of the plate *p*, and projecting into the scroll-throat. *d* is a screw passing through holes in the rear ends of the parts *b* *c*, to secure them to the

hemmer-foot. *e* is a curved lug, having a hole at the rear end through which the needle-bolt *f* passes, to secure it to the right side of the needle-bar, so that, when the latter descends in making a stitch, the lug will strike the top of the spring *c*, and cause the blade *c'* to shear or cut the edge of the fabric just before it enters the scroll of the hemmer.

The cutting of the fabric being parallel with the line of stitching, the fold will be just enough to fill the scroll, and thus insure a perfect hem, the raw edges being sheared off, so that they will project from under the hem after it is stitched down, as frequently occurs where the fabric is not carefully trimmed by hand preparatory to hemming. Neither can the scroll be choked; for if the operator turns too wide a fold the surplus will be sheared off the fabric.

The edges of the shear-plates need not necessarily be beveled or sharpened, but may be left square, as the fabric is cut only the length of a stitch at each stroke of the needle-bar.

What I claim as my invention is—

The combination, with the needle-bar of a sewing-machine, provided with the removable lug *e*, of the hemmer D attached to the foot of the presser-bar, and provided with a shear-plate and spring-knife, operating by the said lug on the needle-bar, substantially as described and shown.

W. L. KOTZUM.

Witnesses:

W. W. SQUIRE,
WM. B. KRIDER.