

J. BATCHELOR & A. J. WARREN.

Filter and Sprinkler Combined.

No. 168,825.

Patented Oct. 19, 1875.

Fig. 1.

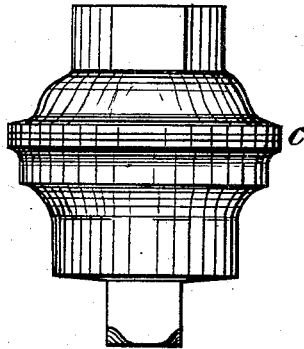


Fig. 2.

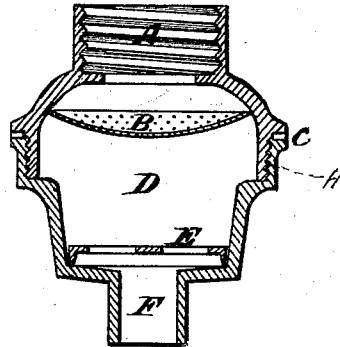


Fig. 3.

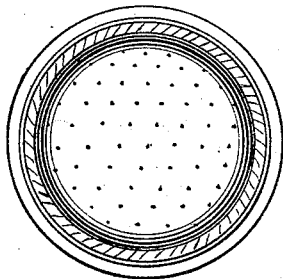


Fig. 4.

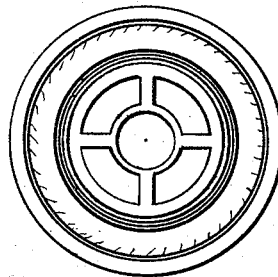
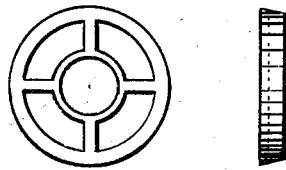


Fig. 5. b.



Witnesses;
George Palliser
J. Wilbur Parrott

Inventors:
John Batchelor
Andrew J. Warren

UNITED STATES PATENT OFFICE.

JOHN BATCHELOR AND ANDREW J. WARREN, OF BRIDGEPORT, CONN.

IMPROVEMENT IN FILTERS AND SPRINKLERS COMBINED.

Specification forming part of Letters Patent No. **168,825**, dated October 19, 1875; application filed July 6, 1875.

To all whom it may concern:

Be it known that we, JOHN BATCHELOR and ANDREW J. WARREN, both of Bridgeport, in the county of Fairfield, and in the State of Connecticut, have invented certain new and useful Improvements in Water-Filters; and do hereby declare that the following is a full, clear, and exact description thereof, reference being had to the accompanying drawings and to the letters of reference marked thereon, making a part of this specification.

Our invention relates to a combined water sprinkler and filter, to be used on a faucet, hydrant, or hose.

In order to enable others skilled in the art to which our invention relates to make and use the same, we will now proceed to describe its construction and operation, referring to the annexed drawings, in which—

Figure 1 is a longitudinal view of our invention as it appears when used on a faucet for filtering. Fig. 2 is a longitudinal half-section, showing one-half of the entire device. Fig. 3 is a view of the strainer or sprinkler. Fig. 4 represents the lower section with the guard in place, and Figs. 5 and 6 represent the guard detached from the casing.

A represents the coupling-thread, by which the sprinkler is attached to the hose or faucet. B represents the sprinkler; H, the thread by which the upper and lower sections of the casing are connected, which combines the sprinkler and filter; D, the open space for the sponge or other filtering substance; E, the guard which prevents the filtering substance from being forced into the discharge tube by the pressure of the water, and F the tube which forms the column of water after it is purified by the filter. This tube and the upper coupling are both made so as to receive a wrench, by which

they may be firmly joined to the upper section. This joint is supplied with a suitable leather washer, as represented at C in Fig. 2. When the filter is to be used, separate the lower section from the upper one, place the guard E in the lower section, insert the sponge, and firmly screw the two sections together. The water being let on, the sprinkler B catches the coarser sediment when the water passes into the space D, which is entirely filled with the filtering substance. The water being thus purified, it passes out in a continuous stream at F.

We are aware that the sponge and guard have been used for filtering purposes; but our guard is of such construction as that the water is formed in a compact stream without spattering, which is the fault with others; and by using first the strainer and then the sponge, we overcome the essential defect of all other filters in which a sponge is used—to wit, the sediment fills the entire cells of the sponge, and, the coarser portions remaining in it, it becomes filthy and solid, and hence the filters are useless.

Having thus fully described our invention, what we claim as new, and desire to secure by Letters Patent, is—

The combination, with a sprinkler, A B, of filtering material, case and tube F, and guard E, to form also a filter, substantially as and for the purposes herein set forth.

In testimony that we claim the foregoing we have hereunto set our hands this 1st day of June, 1875.

JOHN BATCHELOR.
ANDREW J. WARREN.

Witnesses:

J. WILBUR PARROTT,
BENJ. W. DYER.