

ELIZABETH F. SHAW.

Dress-Protector for Sewing-Machines.

No. 168,848.

Patented Oct. 19, 1875.

Fig. 1.

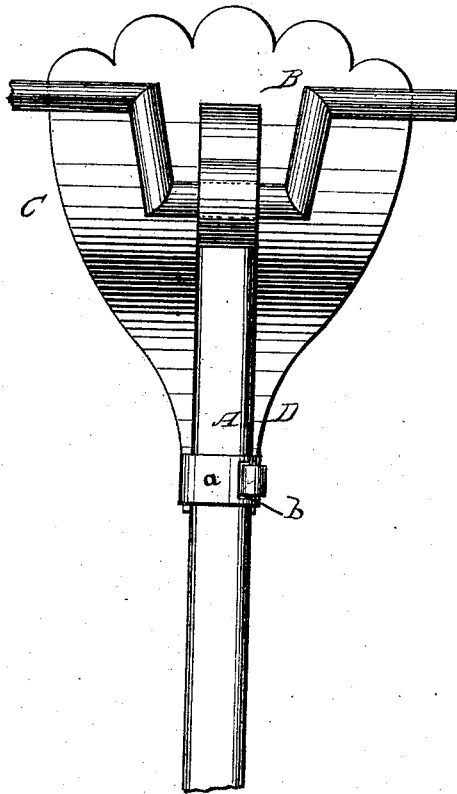


Fig. 2.

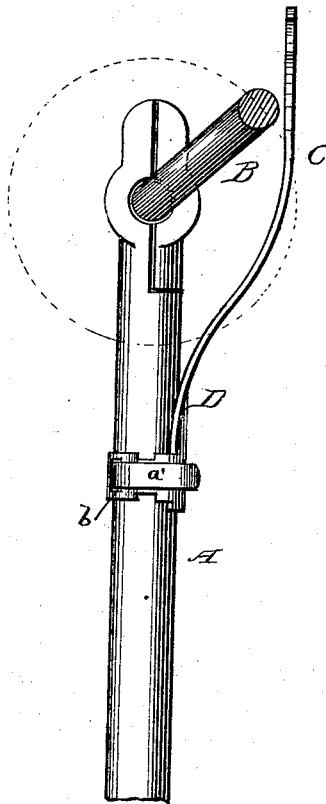
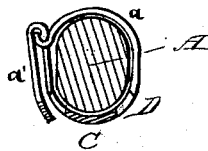


Fig. 3.



WITNESSES:

P. C. Dieterich

F. H. Duffy

INVENTOR:

Elizabeth F. Shaw

per:

C. H. Watson & Co
ATTORNEYS.

UNITED STATES PATENT OFFICE.

ELIZABETH F. SHAW, OF BROOKLYN, NEW YORK.

IMPROVEMENT IN DRESS-PROTECTORS FOR SEWING-MACHINES.

Specification forming part of Letters Patent No. **168,848**, dated October 19, 1875; application filed September 17, 1875.

To all whom it may concern:

Be it known that I, ELIZABETH F. SHAW, of Brooklyn, in the county of Kings and State of New York, have invented certain new and useful Improvements in Dress-Protector for Sewing-Machines; and I do hereby declare that the following is a full, clear, and exact description thereof, which will enable others skilled in the art to which it appertains to make and use the same, reference being had to the accompanying drawings, and to the letters of reference marked thereon, which form a part of this specification.

The nature of my invention consists in the construction and arrangement of a shield or dress-protector for sewing-machines, to prevent ladies' clothing from being soiled by waste oil from the machinery, or from wear or injury by contact therewith, as hereinafter more fully set forth and described.

In the accompanying drawings, Figure 1 is a rear view of my invention. Fig. 2 is a perspective view of the same. Fig. 3 is a view, showing the attachment in detail.

A represents the usual pitman or rod connecting the treadle with the crank-shaft B, or with the wrist-pin on the band-wheel, as the case may be. C represents a shield of sheet metal or other material, of any suitable form, and provided with a shank, D. The shield may be fastened at any point desired on the pitman A, and it can be attached and detached

in an instant, when desired, by the use of the fastening *a*, which consists of the flexible metal band, provided at one end with an opening, *b*, and at the other with a turn-over part, *a'*, which passes through the perforation *b*, and is bent over, as shown, thus securing the protector firmly in any desired position. The shield is secured to the pitman, as it is near the center of the machine where the protector is needed, and it, being adjustable, can be secured to the pitman of any style or size of machine, and be adjusted to protect the garments on any machine.

Having thus fully described my invention, what I claim as new, and desire to secure by Letters Patent, is—

1. The shield or protector C, adjustably secured to the pitman A, substantially as and for the purpose set forth.

2. The improved fastening, consisting of the part *a*, having perforation *b*, and the part *a'*, in combination with the shaft D and protector C, substantially as and for the purpose herein specified.

In testimony that I claim the foregoing as my own I affix my signature in presence of two witnesses.

ELIZABETH F. SHAW.

Witnesses:

HENRY DAILY, Jr.,
WM. LAW.