

J. KENDALL.
Pocket-Lamp.

No. 168,903.

Patented Oct. 19, 1875.

Fig. 1.

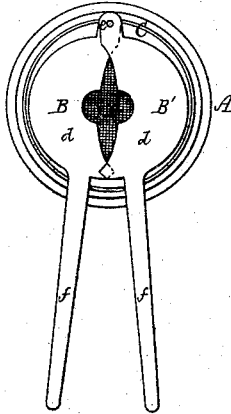


Fig. 2.

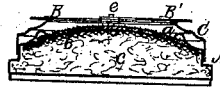


Fig. 3.

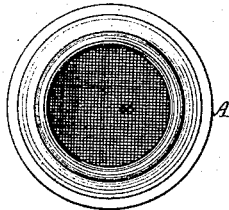
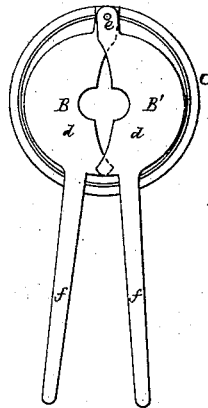


Fig. 4.



Witnesses.
S. W. Piper
L. W. Müller

James Kendall.
by his attorney
R. H. Eddy

UNITED STATES PATENT OFFICE.

JAMES KENDALL, OF BOSTON, ASSIGNOR TO CHARLES E. ASHCROFT, OF LYNN, MASSACHUSETTS.

IMPROVEMENT IN POCKET-LAMPS.

Specification forming part of Letters Patent No. 168,903, dated October 19, 1875; application filed September 21, 1875.

To all whom it may concern:

Be it known that I, JAMES KENDALL, of Boston, of the county of Suffolk and State of Massachusetts, have invented a new and useful Improvement in Pocket-Lamps or Apparatuses for Heating; and do hereby declare the same to be fully described in the following specification and represented in the accompanying drawings, of which—

Figure 1 denotes a top view, and Fig. 2 a transverse section, of a pocket-lamp or heating apparatus containing my invention; Fig. 3 is a top view of the lamp, and Fig. 4 a top view of the flame-gage and its supporter, to be applied to the said lamp, the object of the said gage being to regulate the extent of the flame of the lamp, or to increase or diminish it, as circumstances may require.

In the drawings, A denotes the heating-lamp, which consists of a flat cup or vessel open at top, and having extending across the opening a concavo-convex cover, *a*, of woven wire, or what is termed "wire-gauze," under which is a layer of asbestos, *b*, and a stuffing of cotton, *c*. Preparatory to being enflamed, the stuffing and layer of asbestos are to be saturated or charged with a hydrocarbon fluid,

such as alcohol or kerosene for instance, alcohol being preferable.

The flame-gage, shown at B B', consists of two flat plates, *d d*, formed as shown and pivoted together at *e*, and provided with arms arranged as shown at *f f*. This gage may be pivoted directly to the lamp, or to an annular cap, C, to fit thereon, all being as represented. By moving the parts *d d* of the gage more or less apart over the gauze cover *a*, the flame, when issuing from the cover, can be increased. So by moving the said parts *d d* toward each other the flame may be reduced.

I claim as my invention as follows, viz:

1. The combination of the flame-gage B B', substantially as described, with a lamp, A, essentially as specified.
2. The combination of a flame-gage, B B', with an annular cap, C, to fit upon or be applied to a lamp, A, as set forth.
3. The combination of the lamp A, annular cap C, and flame-gage B B', all arranged and constructed substantially as specified.

JAMES KENDALL.

Witnesses:

GUS. J. ANDERSON,
JAMES W. BARSONTREE.