

T. C. LIVESAY & H. H. BLACK.

Metal-Shears.

No. 168,908.

Patented Oct. 19, 1875.

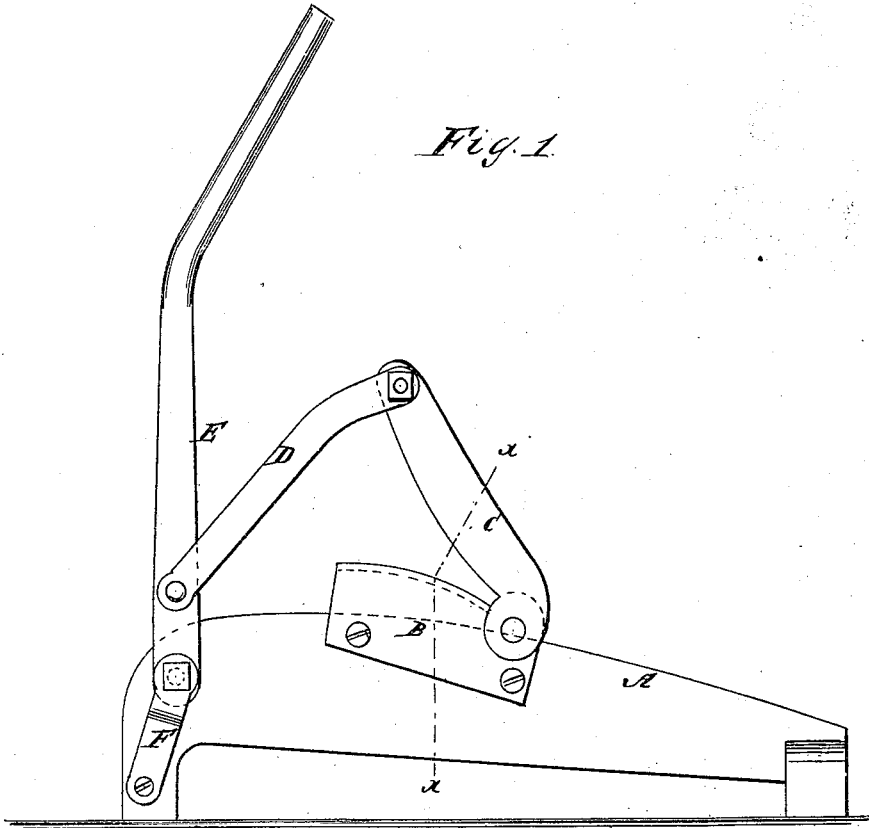


Fig. 1.

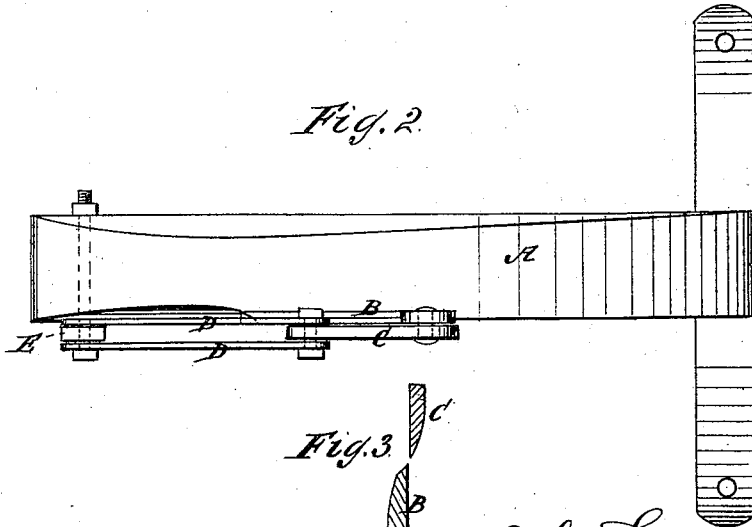


Fig. 2.

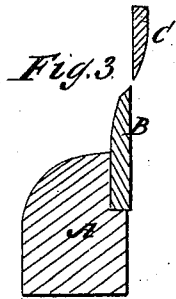


Fig. 3.

WITNESSES:

E. Wolff
A. J. Terry

INVENTOR:

T. C. Livesay and
BY *H. H. Black*
Munnell
ATTORNEYS.

UNITED STATES PATENT OFFICE.

THOMAS C. LIVESAY AND HENRY H. BLACK, OF MONTANA CITY, KANSAS.

IMPROVEMENT IN METAL SHEARS.

Specification forming part of Letters Patent No. **168,908**, dated October 19, 1875; application filed June 26, 1875.

To all whom it may concern:

Be it known that we, THOS. C. LIVESAY and HENRY H. BLACK, of Montana city, Labette county, Kansas, have invented a new and Improved Metal Shears, of which the following is a specification:

The invention consists in a novel mode of applying the movable and stationary cutters to the bed of a lever-shearing machine, as hereinafter described and claimed.

Figure 1 is a side elevation of my improved machine. Fig. 2 is a plan view, and Fig. 3 is a transverse section, taken on the line *x x*, Fig. 1.

Similar letters of reference indicate corresponding parts.

A is the bed-piece; B, the stationary cutter; C, the movable one; D, the connecting-rods, and E the lever for working the cutter. The cutters B C have convex curved edges, the former being attached diagonally to the bed,

so as to extend thereabove at front more than at the rear, while the lever-cutter C is attached on a pivot at one end of a stationary cutter. The lever E is pivoted to the bed beyond the opposite end of the cutter and stayed by a brace, F, so as to be very strongly held, for the application of great force to the cutters.

Having thus described our invention, we claim as new and desire to secure by Letters Patent—

The combination, with an edge-curved cutter B, made fast to and raised diagonally above the bed A, of the lever-cutter C, pivoted to bed at one end of stationary cutter, as and for the purpose described.

THOMAS C. LIVESAY.
HENRY H. BLACK.

Witnesses:

WILLIAM R. MOORE,
A. B. CHAPMAN.