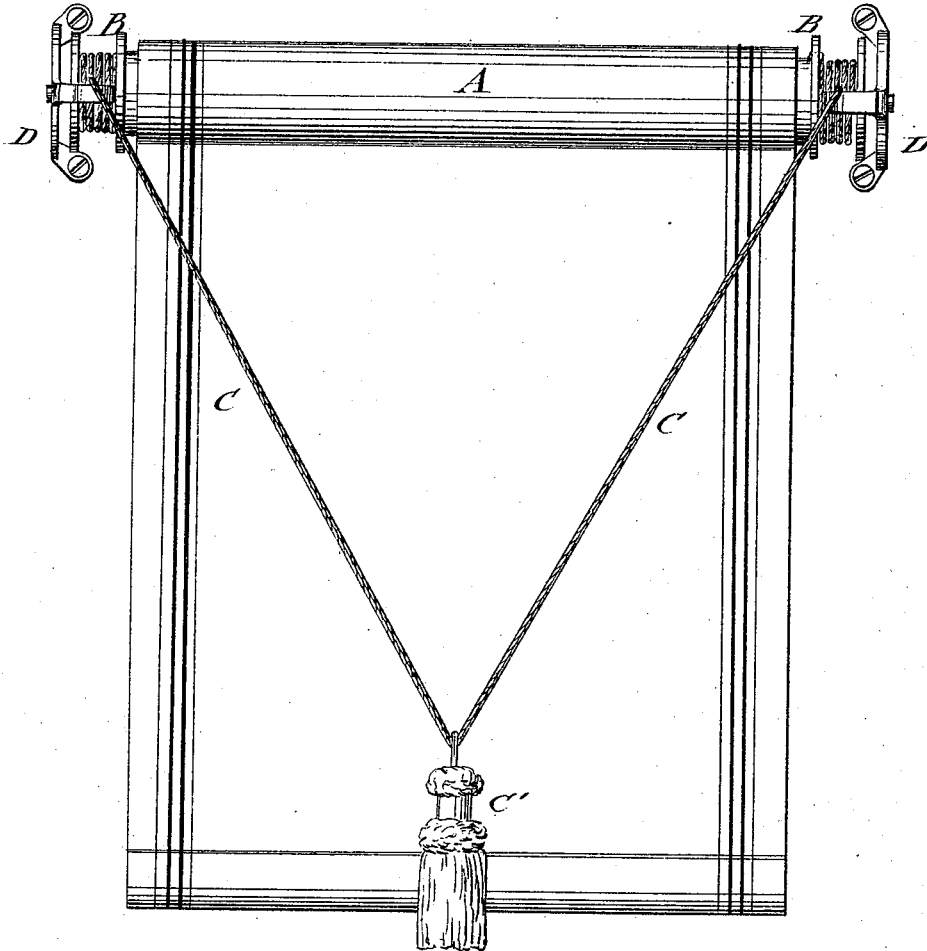


R. J. POSPISIL.  
Curtain-Fixtures.

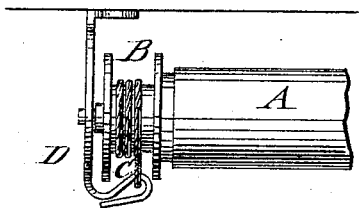
No. 168,921.

Patented Oct. 19, 1875.

*Fig: 1.*



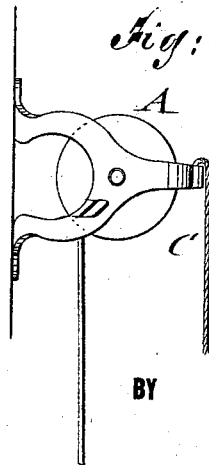
*Fig: 2.*



WITNESSES:

*Chas. N. ...  
A. J. Terry*

*Fig: 3.*



INVENTOR:

*R. J. Pospisil*

BY

*Munnell*  
ATTORNEYS.

# UNITED STATES PATENT OFFICE.

RUDOLPH J. POSPISIL, OF CHICAGO, ILLINOIS.

## IMPROVEMENT IN CURTAIN-FIXTURES.

Specification forming part of Letters Patent No. **168,921**, dated October 19, 1875; application filed September 11, 1875.

*To all whom it may concern:*

Be it known that I, RUDOLPH J. POSPISIL, of Chicago, in the county of Cook and State of Illinois, have invented a new and Improved Curtain-Fixture, of which the following is a specification:

In the accompanying drawing, Figure 1 represents a front view, Fig. 2 a top view, and Fig. 3 an end view, of my improved curtain-fixture.

Similar letters of reference indicate corresponding parts.

My invention relates to a simple and easily-operated curtain-fixture, by which the curtain is retained at any desired height; and it consists of a curtain-roller turning in spring-brackets, bearing on its ends, and having cords wound in opposite directions around each end, to raise and lower the rollers. The cords are guided in front hooks of the brackets.

In the drawing, A represents a curtain-roller of the usual shape, with roller-ends B in the shape of pulleys, around which the cord C is wound in such a manner that the curtain may be raised or lowered by unwinding the cord at one roller-end, and winding up at the same time the cord at the other roller-end.

The middle part of the cord is provided with a tassel, C', that slides by a ring along the cord, to assume by its weight a central position between the roller-ends, and hold the cord in a symmetrical and ornamental position.

The curtain-roller A turns in spring-brackets D, that bear against its ends, and produce thereby a tension sufficient to hold the curtain at any height.

The spring-brackets D are provided with front guide-hooks E, into which the cord is hitched to be in position for operating easily the roller.

By pulling the cord at the side of the full roller-end the curtain is raised and the cord wound up at the other roller-end, while by pulling of the cord at the other side, the curtain is lowered, and thereby the rewinding of the cord at the opposite roller-end produced, furnishing thus convenient and ready means for raising or lowering the curtain.

Having thus described my invention, I claim as new and desire to secure by Letters Patent—

The combination of the curtain-roller, having pulley-shaped roller-ends, with a cord arranged to be wound in opposite direction on the roller-ends, and guided in front hooks of the spring-brackets, for raising or lowering the curtain, substantially in the manner and for the purpose set forth.

RUDOLPH JOS. POSPISIL.

Witnesses:

ALLEN ORR. McCUTCHEON,  
WALTER TEHLE.