

W. H. HART, Jr.
Scarf-Retainer.

No. 168,992.

Patented Oct. 19, 1875.

Fig. 1.




Fig. 2.

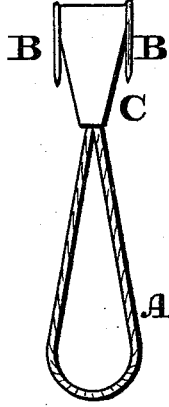


Fig. 3.

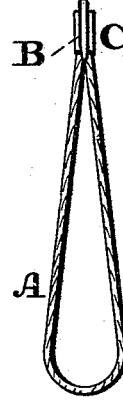


Fig. 4.



Witnesses:

Lewis, F. Brown,
A. P. Grant.

Inventor:

W. H. Hart, Jr.
by John D. ...
Att'y

UNITED STATES PATENT OFFICE.

WILLIAM H. HART, JR., OF PHILADELPHIA, PENNSYLVANIA.

IMPROVEMENT IN SCARF-RETAINERS.

Specification forming part of Letters Patent No. **168,992**, dated October 19, 1875; application filed September 9, 1875.

To all whom it may concern:

Be it known that I, WILLIAM H. HART, JR., of the city and county of Philadelphia and State of Pennsylvania, have invented a new and useful Improvement in Scarf-Retainers; and I do hereby declare the following to be a clear and exact description of the nature thereof, sufficient to enable others skilled in the art to which my invention appertains to fully understand, make, and use the same, reference being had to the accompanying drawings making part of this specification, in which—

Figure 1 is a face view of the device embodying my invention. Figs. 2 and 3 are rear views thereof. Fig. 4 is a side view thereof.

Similar letters of reference indicate corresponding parts in the several figures.

It is well known that scarfs of the class of neck-wear are liable to ride up and gather above the center of the front of the vest, and pins have been employed for retaining the same in position; but pins allow no compensation for movements of the body, and thus, while the scarf may be nicely held at one time, it will ride up and gather at another time. The pins are further objectionable, owing to their liability to stick the body and readiness to work loose.

My invention is designed to remedy these defects; and it consists of an elastic strap adapted to be attached at one end to the button of the waistband of the pantaloons, and carrying at the other end fastenings to be connected to the lower portion of the scarf.

Referring to the drawings, A represents an elastic cord, which is looped at one end, and carries at the other end one or more pins, B, which, when the cord is in operative position,

point downward. In order to connect the pin or pins B to the cord A and give sufficient rigidity to the connection, I employ a clip, C, which clamps the heads of the pins to the cord, and prevents disengagement thereof.

The operation is as follows: The scarf will be fitted to the collar, so that its ends hang down the shirt-front, as usually. The loop is then caught on the button of the waistband of the pantaloons, and the pin or pins B inserted in the lower portion of the scarf at such points that the scarf will be stretched or held taut.

It will be seen that the elastic cord will uniformly hold down the scarf, whether the wearer is standing or sitting, and as the cord "gives" compensation is made for the movements of the body without allowing the scarf to ride up or gather. Moreover, the pins may be attached to the scarf nearer to or farther from its lower end, as desirable, and the retainer is thus serviceable for scarfs of different lengths.

It is evident that the loop or strap A may be attached to a button on the drawers of the wearer, but the operation will be similar to that stated.

Having thus described my invention, what I claim as new, and desire to secure by Letters Patent, is—

As a new article of manufacture, a scarf-retainer, the same consisting of the elastic cord A and the pin or pins B, combined and arranged to operate substantially as and for the purpose set forth.

WILLIAM H. HART, JR.

Witnesses:

JOHN A. WIEDERSHEIM,
H. E. HINDMARSH.