

W. H. HART, Jr.
Necktie-Retainer.

No. 168,993.

Patented Oct. 19, 1875.

Fig. 1.

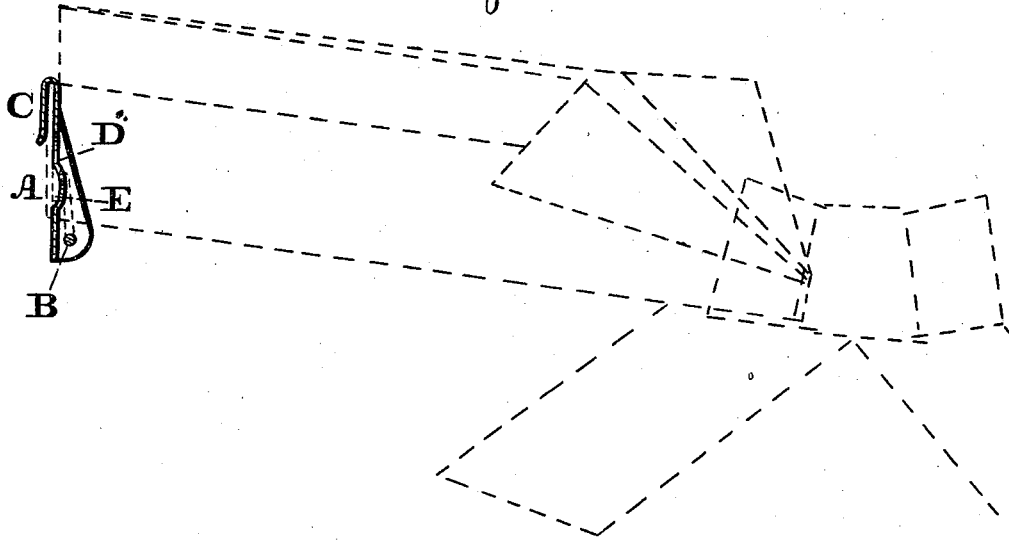


Fig. 2.

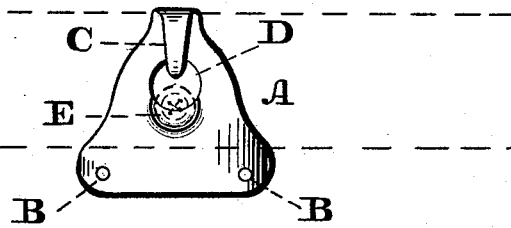


Fig. 5.

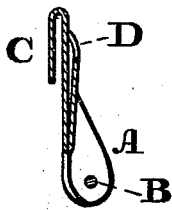


Fig. 6.

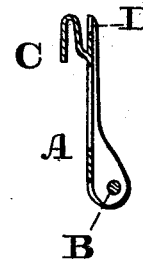


Fig. 3.

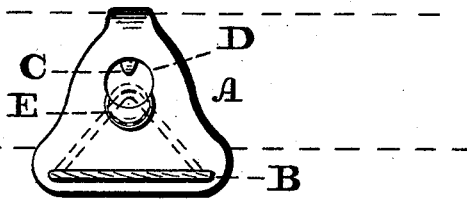
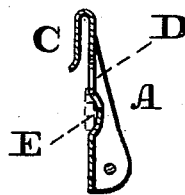


Fig. 4.



Witnesses:

Lewis F. Brown,
No. P. Grant.

Inventor:

W. H. Hart, Jr.
by
John A. Diederhain
att'y

UNITED STATES PATENT OFFICE.

WILLIAM H. HART, JR., OF PHILADELPHIA, PENNSYLVANIA.

IMPROVEMENT IN NECK-TIE RETAINERS.

Specification forming part of Letters Patent No. **168,993**, dated October 19, 1875; application filed September 9, 1875.

To all whom it may concern:

Be it known that I, WILLIAM H. HART, Jr., of the city and county of Philadelphia, and State of Pennsylvania, have invented a new and useful Improvement in Neck-Tie Retainers; and I do hereby declare the following to be a clear and exact description of the nature thereof, sufficient to enable others skilled in the art to which my invention appertains to fully understand, make, and use the same, reference being had to the accompanying drawings, making part of this specification, in which—

Figures 1, 4, 5, and 6 are vertical sections of the device embodying my invention. Figs. 2 and 3 are views of opposite faces thereof.

Similar letters of reference indicate corresponding parts in the several figures.

My invention has for its object the prevention of the upward riding or slipping of the neck-tie of a standing collar; and it consists of a plate adapted to be attached to one of the buttons of the collar-band, or the corresponding button-hole of the collar, and having a downwardly-projecting hook or pin at the upper end of the outer face thereof, whereby, when the plate is attached to the button or button-hole, the pin or hook is in position to have the neck-tie slipped thereunder, so that the tie is prevented from upward riding or movement.

The invention also consists in a countersink in the plate for preventing the button projecting beyond the face of the plate.

Referring to the drawings, A represents a plate, which is of curved form, so as to conform to the curvature of the neck of the wearer. B represents an elastic cord, which is stretched across the inner face of the plate A at the lower end thereof, and knotted or otherwise secured thereto. From the outer face of the plate A, at the upper end thereof, there projects downwardly a hook or pin, C, which is secured to or formed with said plate A. In the plate A, adjacent to the hook or pin C, there is an opening, D, and the outer face of the lower wall of said opening is countersunk, as at E.

The operation is as follows: When the collar is properly fitted on the neck of the wearer, the plate A being held vertically, the elastic cord will be caught on the button of the neck-band and the plate drawn down, the elastic cord resisting the same. As soon as the opening D reaches the button, and is opposite thereto, the plate is pushed toward the collar, so that the button will enter the opening and engage with the lower wall of the opening D as a bearing, the thread or shank of the button being in contact with said lower wall, and as the tendency of the cord B is to elevate the plate A, the thread or shank acts as a limit or stop thereto, whereby the plate will be firmly attached to the button. The hook or pin C is now at the upper end of the outer face of the plate A, so that the person, in fitting the neck-tie to the collar, slips it under the hook or pin C, and said tie is confined or controlled without liability of upward movement, or it may be sewed to the plate. When the plate is to be removed it is forced down, so that the button will register with the opening D. The plate is drawn outwardly, whereby the button will be disengaged from the plate, and the elastic cord be removed from the button. The countersink E sets back the button, so that the face thereof will not project, or will scarcely project, beyond the face of the plate, thus preventing bulging of the neck-tie, and as the plate lies snugly against the collar its presence is not perceptible, excepting, however, the hook or pin, which will be covered by the coat, or it may be concealed in the fold of the tie. The bearing for the button, instead of being on the lower wall of the opening D, may be on a concavity on a piece of the plate A, turned up from the bottom thereof, (see Fig. 5,) or punched out from the body of said plate, (see Fig. 6,) the piece in both cases being in rear of the hook or pin C.

It is evident that the plate may be made to engage with the button-hole of the collar instead of the button thereof; but the neck-tie will be held in a manner the same as that stated.

Having thus described my invention, what I claim as new, and desire to secure by Letters Patent, is—

1. The retaining plate A, with downwardly-projecting hook or pin C at the upper end, an attaching elastic cord, B, at the lower end, and a button-bearing, D, all combined substantially as and for the purpose set forth.

2. The plate A, with countersunk bearing D, in combination with the hook or pin C and elastic cord B, substantially as and for the purpose set forth.

WM. H. HART, JR.

Witnesses:

JOHN A. WIEDERSHEIM,
H. E. HINDMARSH.