

B. F. SWEET.

Sleigh.

No. 169,056.

Patented Oct. 19, 1875.

Fig. 1.

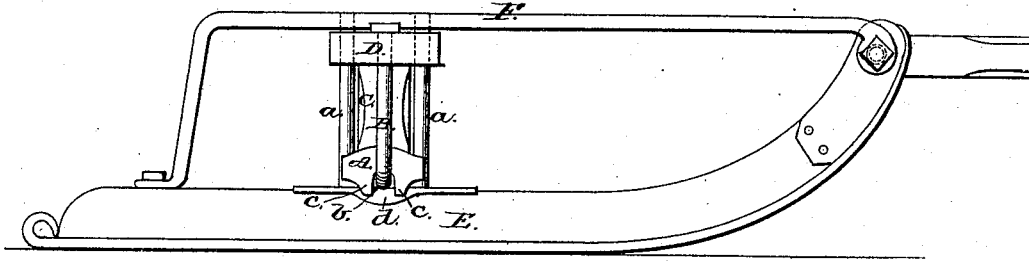


Fig. 2.

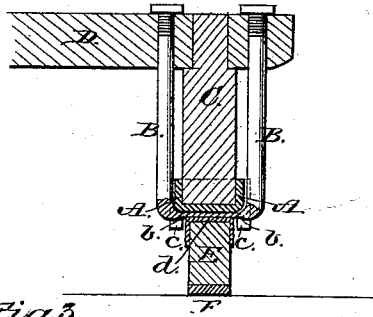
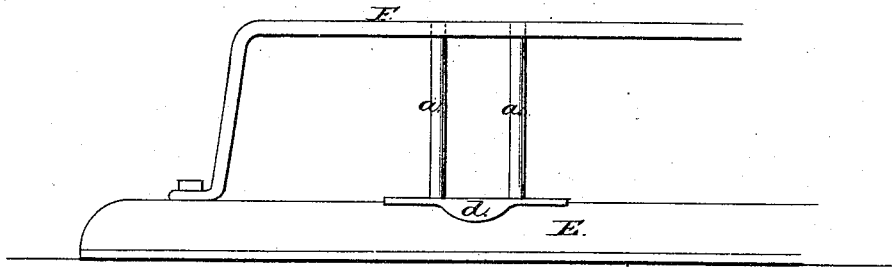


Fig. 3.



Attest:  
Wm. S. Canklin  
J. C. Perry

Inventor:  
Benjamin F. Sweet

# UNITED STATES PATENT OFFICE.

BENJAMIN F. SWEET, OF FOND DU LAC, WISCONSIN.

## IMPROVEMENT IN SLEIGHS.

Specification forming part of Letters Patent No. **169,056**, dated October 19, 1875; application filed April 13, 1875.

*To all whom it may concern:*

Be it known that I, BENJAMIN F. SWEET, of Fond du Lac, in the county of Fond du Lac and State of Wisconsin, have invented certain Improvements in Sleds or Sleighs, of which the following is a specification:

My invention relates to the adjustment of the sleigh-runners to the beam or body of the sleigh by loose joints, but in a strong and serviceable manner, giving thereby to each runner an independent play laterally and perpendicularly, adapting it to all ordinary unevenness of surface, or obstacles in the track. This I accomplish by a metallic socket, grooved on its four sides, and fitted closely around the lower end of the wooden knee. An iron gripe or clip passing around the socket, through the side grooves thereof, and up each side of the knee, and through or around the beam, firmly secures knee, socket, and beam together. The bottom of the socket is flanged on the outer and inner sides thereof, which flanges loosely clasp a plate on the runner under the socket. The runner and rave are connected firmly by upright rods in front and behind the knee, and fit loosely in the fore and after grooves of the socket.

Figure 1 is a side view of a sleigh or sled embodying my invention. Fig. 2 is a vertical longitudinal section through the beam, show-

ing knee and socket secured by gripe or clip thereto. Fig. 3 is a side view of the runner and rave, connected by the upright bars or rods, between which the knee with socket plays.

A is the socket; B, the gripe or clip; C, the vertical wooden knee; D, the beam; E, the runner; F, the rave; *a a*, the upright rods connecting rave and runner; *b b*, the grooves in socket; *c c*, the flanges on bottom of socket; *d*, the cap-plate on the runner.

The metallic socket and the parts operatively connected therewith may be readily detached one from the other, and conveniently packed for transportation or storage.

I do not claim a metallic socket or knee-piece in combination with the runner and uprights of a sleigh-bob; but

I claim—

The combination, with the wooden knee C, gripe or clip B, beam D, the runner, and uprights *a a*, of the metallic socket, having lugs or projections on its sides and under surface, and loosely fitted to the runner and uprights, to allow the specified play or freedom of movement, as set forth.

BENJAMIN F. SWEET.

Witnesses:

WM. D. CONKLIN,  
J. C. PERRY.