

S. D. BUTLER.
Bedstead-Fastening.

No. 169,235.

Patented Oct. 26, 1875.

Fig. 1.

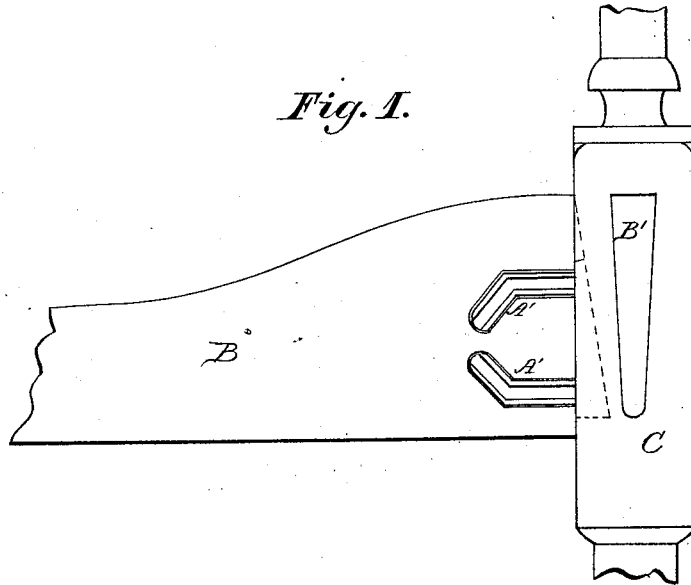


Fig. 2.

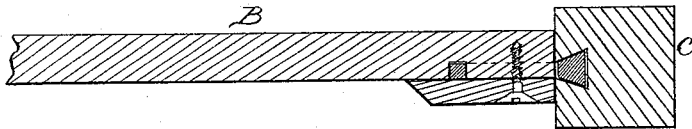
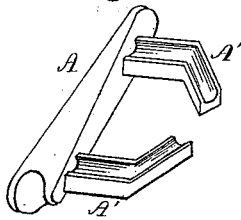


Fig. 3.



WITNESSES:
Wm. Bagger
C. A. Snow

INVENTOR.
Steven D. Butler
By *Parker H. Sweet, Jr.*
ATTORNEY.

UNITED STATES PATENT OFFICE.

STEPHEN D. BUTLER, OF CHICAGO, ILLINOIS.

IMPROVEMENT IN BEDSTEAD-FASTENINGS.

Specification forming part of Letters Patent No. **169,235**, dated October 26, 1875; application filed September 26, 1874.

To all whom it may concern:

Be it known that I, STEPHEN D. BUTLER, of Chicago, in the county of Cook and State of Illinois, have invented certain new and useful Improvements in Bedstead-Fasteners; and I do hereby declare that the following is a full, clear, and exact description thereof, which will enable others skilled in the art to which it pertains to make and use the same, reference being had to the accompanying drawing, and to the letters of reference marked thereon, which form a part of this specification.

My invention relates to improvements upon bedstead-fastenings for which Letters Patent were granted to me, under date of June 2, 1874, and numbered 151,563; and it consists of a more simple and a cheaper construction of the metallic piece which secures the rail of the bedstead to the post of the same, as will be hereinafter more fully described, and pointed out in the claim.

Referring to the drawings, Figure 1 represents a side view of the fastening, showing its position in the rail and post. Fig. 2 is a transverse section of the same. Fig. 3 is a perspective view.

Similar letters of reference occurring on the several figures indicate corresponding parts.

The object of my present invention is to provide a fastening which can be constructed cheaper and applied more readily than the semicircular fastening shown and described in my patent before mentioned.

A represents the head of the metallic locking-plate, which is made of dovetail form in cross-section, as shown in Fig. 2, and which is adapted to fit within a correspondingly-shaped recess or groove, B', in the post C. This locking-head A is cast solid with the pro-

jecting lugs A', the said lugs extending outward from the locking-head in a parallel line, and terminating in downward-inclining projections, as shown in Figs 1 and 3.

The advantages in constructing the locking-head A with the projecting lugs A' in place of the semicircular flange, as described in my previous patent, consists not only in saving of material, but also of a more ready and durable adaptation to the rail B. The groove in which the lugs are placed can be cut at a single stroke, which is not the case in cutting a semicircular groove.

By constructing the projecting flanges A' with an opening at the ends between the two there is less liability of the wood splitting than when a semicircular groove is cut entirely around, for the reason that the strip of wood intervening between the open ends of the flanges assists in strengthening that part of the wood left partially unsupported by the grooving operation.

The fact that the lugs are cast solid with the locking-head A insures a more durable and reliable mode of fastening.

Having thus described my invention, what I claim as new and useful, and desire to secure by Letters Patent, is—

The herein-described bedstead-fastener, consisting of the locking-head A, provided with the projecting flanges A', the whole being cast solid in one piece, and constructed to operate substantially as and for the purpose set forth.

The above specification signed by me this 21st day of September, 1874.

STEPHEN D. BUTLER.

Witnesses:
R. D. INGERSOLL,
C. W. CRARY.