

E. OSGOOD.

Clasp for Wearing-Apparel.

No. 169,285.

Patented Oct. 26, 1875.

Fig. 1.




Fig. 2.

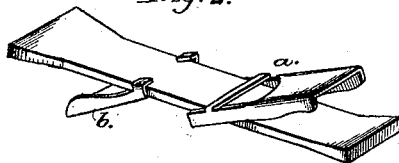
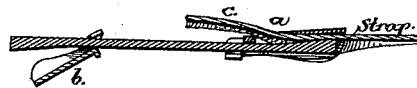


Fig. 3.



Witnesses:  
Edw. M. Donald  
Myrdnet.

Inventor:  
E. Osgood

# UNITED STATES PATENT OFFICE

ENOCH OSGOOD, OF BOSTON, MASSACHUSETTS.

## IMPROVEMENT IN CLASPS FOR WEARING APPAREL.

Specification forming part of Letters Patent No. 169,285, dated October 26, 1875; application filed October 2, 1875.

*To all whom it may concern:*

Be it known that I, ENOCH OSGOOD, of Boston, county of Suffolk and State of Massachusetts, have invented a new and useful Improvement in a Clasp, to be made single or double, to support ladies' and gents' wearing apparel, which is fully set forth in the following specification, reference being had to the accompanying drawings, in which—

Figure 1 is a perspective view of the single clasp, with the slide drawn back and open; Fig. 2, a perspective view of a double clasp, with an opening through one slide for the passage of a strap or an elastic, as at *a*, and the other slide open to be adjusted to any article, as at *b*. Fig. 3 is a longitudinal section through the double clasp, adjusted at one end to a strap, *c*.

In making my invention I first take a piece of sheet-brass, or other suitable metal, punch out the body of a single clasp, with a hole through one end, to secure a strap or an elastic suspender, the other end slightly tapered or wedge-shaped on one or both sides and edges, to give the gripe on the article used when adjusted. (See Fig. 3.) I then punch out a second piece for a slide, in proper shape to fit the tapering end of the body, with flanges to be bent over the edges of the body, to give the gripe and hold them together, the two largest ones to fit the tapered end of the body, to give the gripe, and located in such a manner that the slide will open when drawn back, as shown at Fig. 1, letter *d*. The large flanges of the slide should not be bent over the edges of the body of the clasp more than sufficient to take a gripe on the article used, and keep in place when adjusted. A larger flange is only an injury, and liable to tear the article used. In a double clasp, both ends of the body are made tapering or wedge-shaped

on one or both sides and edges, with one slide made the same as in the single clasp, and the other should be made with a hole or opening through it sufficiently large to admit the passage of a strap or elastic, which can be taken up or let out at pleasure, as shown in Fig. 3. After the strap is put in place, close the slide, draw the strap, and it will take a firm gripe, and hold until released by positive agency; then the other end can be used as a single clasp without disturbing the previously-secured strap, saving all sewing on of straps or elastics, and when once adjusted the clasp will hold firmer the harder the strain, and the article used is not liable to be torn, as it is held firmly by the side or face, as well as by the edges.

To use the clasp, draw the slide back, which opens it, place the article in, close it, draw upon the article, and it will be firmly held.

Having thus described my invention, what I claim, and desire to secure by Letters Patent, is—

1. A clasp consisting of a body made with one or more faces and edges slightly tapered or wedge-shaped, with a slide adapted thereto to give the gripe when adjusted, and which will open when drawn back, substantially as and for the purposes herein set forth.

2. A clasp consisting of a body-plate made double, with each end tapering or wedge-shaped on one or more faces and edges, in combination with two slides, adapted to open when pushed back, one slide having an opening through it sufficient to permit the passage of a strap or an-elastic when open, substantially as herein set forth.

ENOCH OSGOOD.

Witnesses:

THOMAS C. CONNOLLY,  
A. E. BEECHER.