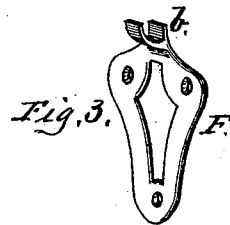
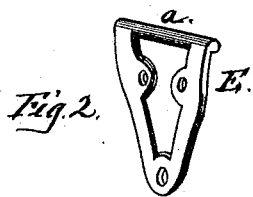
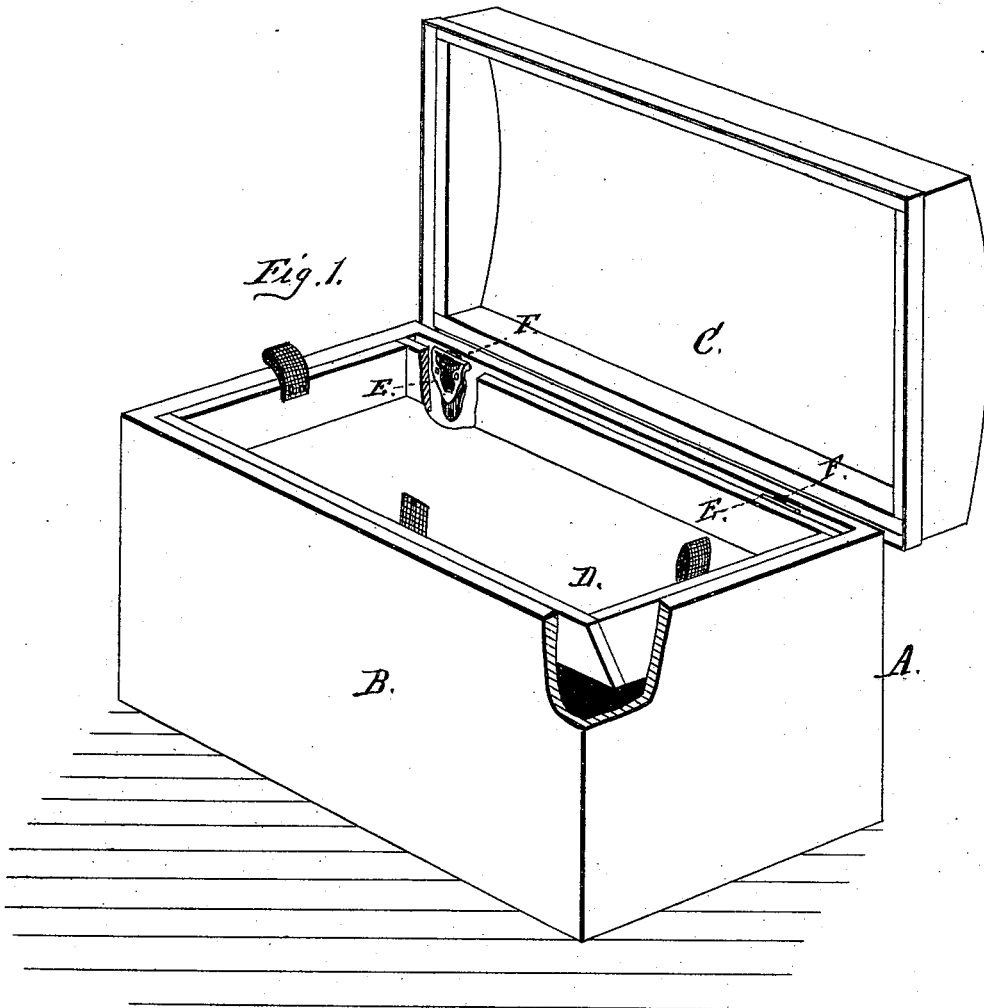


A. V. ROMADKA
Trunk.

No. 169,296.

Patented Oct. 26, 1875.



Witnesses;
Gren Lewis
S. M. Pool

Anthony V. Romadka
Inventor
by Stansbury & Messer
his attys.

UNITED STATES PATENT OFFICE.

ANTHONY V. ROMADKA, OF MILWAUKEE, WISCONSIN.

IMPROVEMENT IN TRUNKS.

Specification forming part of Letters Patent No. **169,296**, dated October 26, 1875; application filed October 21, 1875.

To all whom it may concern:

Be it known that I, ANTHONY V. ROMADKA, of the city of Milwaukee, in the State of Wisconsin, have invented certain Improvements in Trunks; and I do hereby declare the following to be a full and correct description of the same, reference being had to the accompanying drawings, in which—

Figure 1 represents an open trunk, having a portion broken away, with my improved devices applied; and Figs. 2 and 3, these devices detached and in perspective.

The invention consists in providing and attaching to the inner rear side of a trunk lugs, formed with open heads or sockets; also, in providing and attaching to the outer rear side of the tray of the trunk ear-loops, so located that the bar of the loops will rest in the sockets of the lugs when the tray is in place, and thus permit the tray to be turned up or entirely removed and replaced readily and conveniently, when desired.

In the drawings, A represents the trunk, B the body of the same, C the top or cover, and D the removable tray, supported therein by the ordinary devices for that purpose. (Not shown.)

In order that the tray may be turned up or removed and replaced readily, when desired, I provide and attach, by means of screws or other devices, to the inner rear side of the trunk cast metallic lugs F, having an open head or socket, *b*, and in the form clearly shown in Fig. 3; and also provide and attach to the outer rear side of the tray cast metallic ear-loops E, made in the form clearly shown in Fig. 2. These devices are so attached that their upper ends will be flush or even with the

upper edges of the tray and the body of the trunk, as clearly shown in Fig. 1, and are so located relatively that the bars *a* of the ear-loops E will rest in the sockets *b* of the lugs F, as shown in the same figure.

It is obvious that there may be one, two, or more pairs of these devices used in the same trunk, and that when located and attached, as described, the tray may be turned up and back to its place, and may be as readily removed and replaced as if there were no devices attached, and that this may be done even in the dark.

I am aware that trays have been arranged to swing, and at the same time be removable, by means of pintles attached to their sides, so arranged as to enter slots in the sides of the trunk; also, by means of slip-hinges—that is, hinges having one leaf attached to the tray and the other free to enter a vertical slot or socket; and also, by means of hooks arranged to engage in eyes; but these I do not claim, as they require careful adjustment in replacing the tray, being an inconvenience entirely overcome by my devices.

What I do claim is—

In combination with a trunk and its inner tray the socket-headed lugs F and ear-loops, E, when constructed and arranged substantially as herein described, and for the purpose set forth.

The above specification of my said invention signed and witnessed at Milwaukee this 11th day of October, A. D. 1875.

ANTHONY V. ROMADKA,

Witnesses:

GEO. F. KAUPER,
E. G. COMSTOCK.