

J. VAN.
Heating-Stove.

No. 169,317.

Patented Oct. 26, 1875.

FIG. 1.

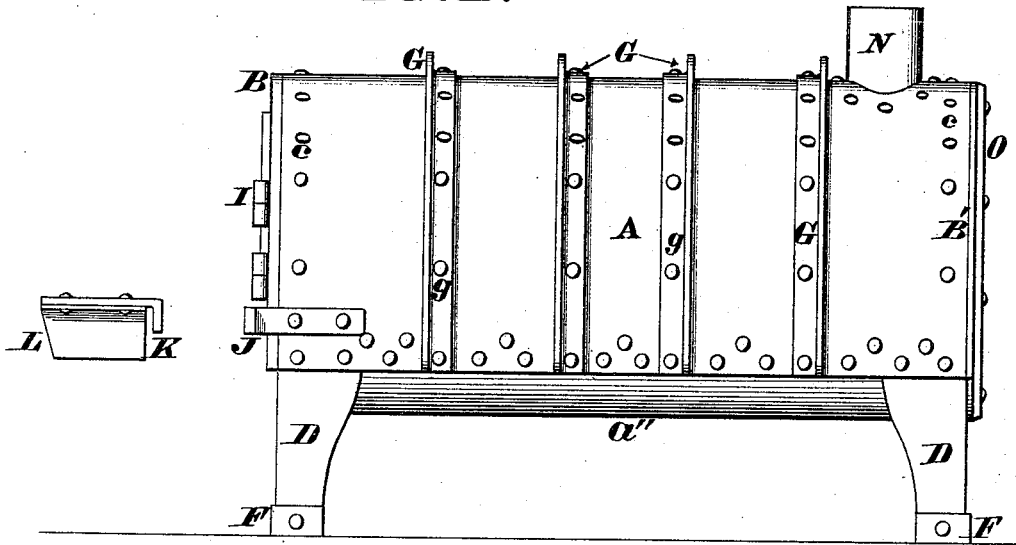


FIG. 2.

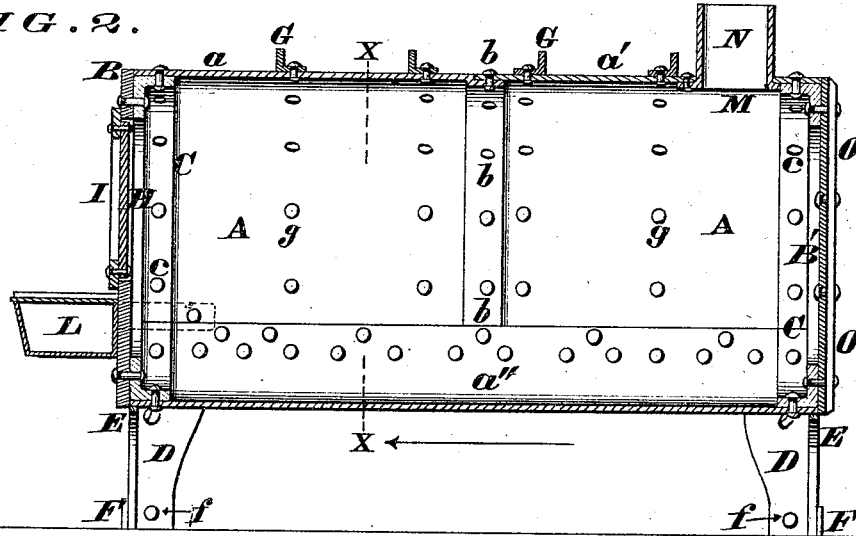
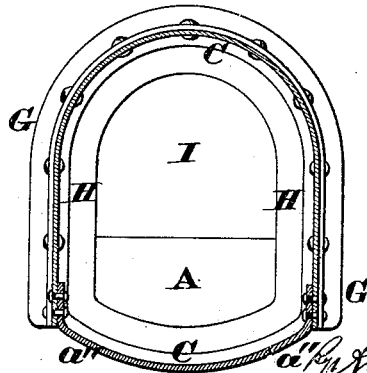


FIG. 3.



Attest.
Jas. H. Layman,
Chas. J. Wood

Inventor,
John Van
Knight Att'ys.

UNITED STATES PATENT OFFICE

JOHN VAN, OF CINCINNATI, OHIO.

IMPROVEMENT IN HEATING-STOVES.

Specification forming part of Letters Patent No. 169,317, dated October 26, 1875; application filed September 9, 1875.

To all whom it may concern:

Be it known that I, JOHN VAN, of Cincinnati, Hamilton county, Ohio, have invented a new and useful Portable Heating-Stove, of which the following is a specification:

My invention relates to a stove whose form and materials are such as to enable it to take ordinary cord-wood, and, when not needed for use, to be easily and safely transported from place to place without danger of fracture.

In the accompanying drawing, Figure 1 is a side elevation of my stove, the hearth being detached. Fig. 2 is a longitudinal section of the same. Fig. 3 is a transverse section at the line X X.

My stove is constructed wholly of wrought-iron, the main body or fire-chamber consisting of a tube, A, ovate in its transverse section, as shown in Fig. 3. Said body is composed of wrought-iron plates, riveted together, as at *b*, and united to ends or heads B B' by means of interior angle-irons C and rivets *c*. Said heads are prolonged downward to form legs D, which legs are braced and stiffened by means of brackets E, which are riveted to the legs proper and to the body, as shown at *e*. Angle-pieces F, riveted to the legs at *f*, still further stiffen and sustain the said legs at their lower extremities. The upper portion of the body may be composed of two members or sheets, *a a'*, which are riveted to one another and to the single sheet *a''*, which constitutes the floor

or bottom. The body is still further stiffened around its sides and top by angle-ribs G, secured by rivets *g*. The front head or end B has a charging-hole or fire-doorway, H, whose lower edge is sufficiently above the floor to confine the sand, ashes, or other non-combustible which underlie the embers, and also to confine the embers themselves. This opening H is closed by a suitable door, I. The front plate B has two eye sockets or staples, J, to receive hooks K, which project rearward and downward from a detachable hearth, L. An opening, M, in the body-top, near its rear end, and provided with a neck, N, serves to conduct the smoke into any suitable stack or chimney. The body of the stove may be composed of a single plate of iron, as seen in Fig. 1, or of several plates, as represented in Fig. 2.

I claim—

As a new article of manufacture, the portable heating-stove herein described, constructed of wrought-iron, and having fire-chamber A, ovate in transverse section, heads B B', extended to form legs D', brackets E, angle-irons C F, and ribs G, all substantially as set forth.

In testimony of which invention I hereunto set my hand.

JOHN VAN.

Attest:

GEO. H. KNIGHT,
L. E. ZIEGLE.