

C. SIBERT.

GONG-ATTACHMENT FOR RELEASING HORSES IN ENGINE-HOUSES.

No. 169,379.

Patented Nov. 2, 1875.

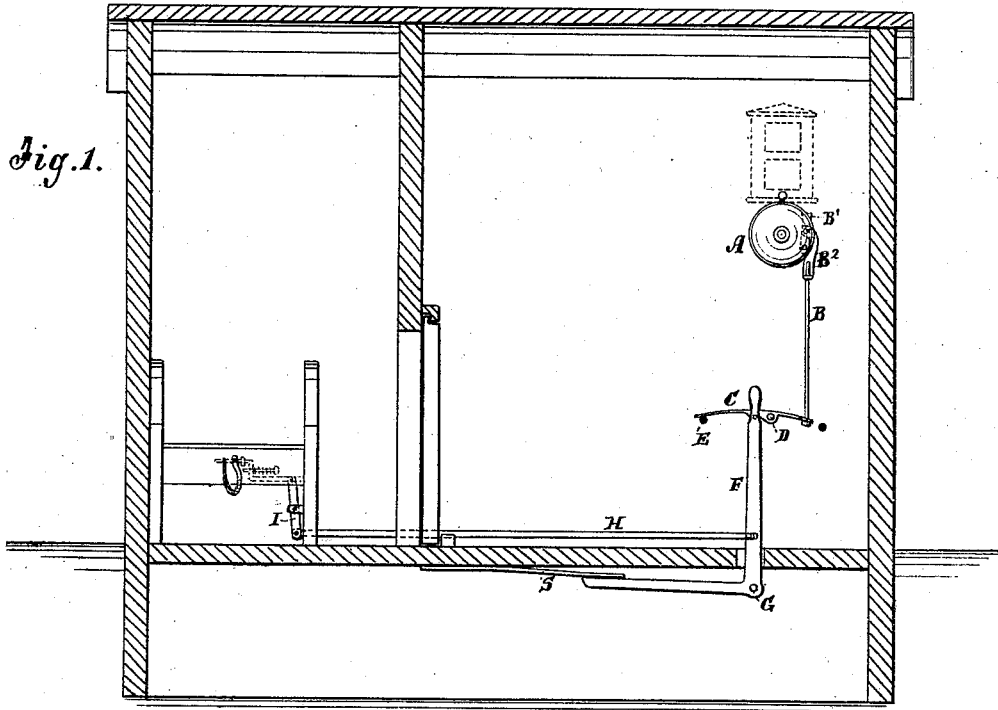


Fig. 2.

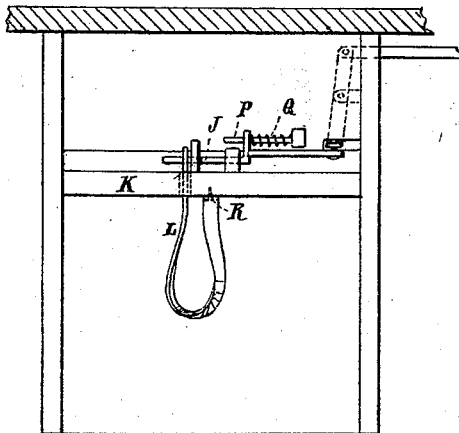
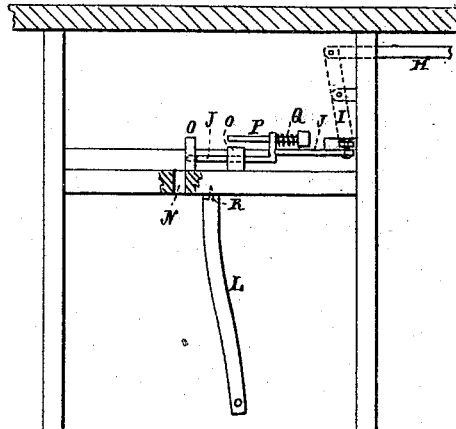


Fig. 3.



WITNESSES:

A. Remmeindorf.
C. Erdquik

INVENTOR:

C. Sibert
BY *Munnell*

ATTORNEYS.

UNITED STATES PATENT OFFICE.

CICERO SIBERT, OF INDIANAPOLIS, INDIANA.

IMPROVEMENT IN GONG ATTACHMENTS FOR RELEASING HORSES IN ENGINE-HOUSES.

Specification forming part of Letters Patent No. **169,379**, dated November 2, 1875; application filed March 21, 1874.

To all whom it may concern:

Be it known that I, CICERO SIBERT, of Indianapolis, in the county of Marion and State of Indiana, have invented a new and Improved Horse-Detaching Apparatus, of which the following is a specification:

My invention consists of a novel arrangement of mechanism, in connection with the gong-hammer of an electric fire-alarm apparatus, for tripping the fastening-bolts of the halters of the horses, and allowing them to be unfastened automatically by a spring.

Figure 1 is a sectional elevation of a stable or house, showing my improved arrangement of apparatus. Fig. 2 is a detail view in section, on an enlarged scale, showing the arrangement of the halter-fastenings when the same is fastened. Fig. 3 is another detail, showing the same parts when the halter is unfastened; and Fig. 4 is a detail of the tripping apparatus.

Similar letters of reference indicate corresponding parts.

A represents the gong of the electric fire-alarm apparatus. B is a vertical rod, the lower end of which is connected with a pivoted spring-catch lever, C, and its upper end is connected, by means of an intermediate arm, B², with a pivoted arm, B¹, which is arranged in rear of the gong in proper relation to the hammer. The spring-catch lever C is pivoted at D, and bears on the pin E, so that when the gong-hammer is in its normal position a notch formed in the catch-lever will engage with a stud or pin on a vertical elbow-lever, F.

The elasticity of the lever C will tend to retain the lever F in a locked position; but, as soon as the alarm-gong is sounded, the hammer will strike the pivoted arm B¹, thus throwing the same in an outward direction from the gong, and causing the rod B to descend, which will serve to move the catch-lever for releasing from it the lever F.

The lever F, being mounted on a pivot at G, is connected, by a rod, H, with a balance-lever, I, to which a slide-bolt, J, is connected, which fastens the halter L, by passing through one end of it close to the side of the manger K, from which it emerges by a hole, N. The slide works forward and backward in bearings O on the inside of the man-

ger, and works on a rod, P, whereon is a spring, Q, which is set to push the slide-bolt forward when the halter is to be fastened. S is a spring for throwing bolt J backward and unfastening the halter.

When the lever F is pulled back into the notch of catch-spring C it forces the bolt J forward through the end of the halter, and holds it in that position, keeping the horse fast until the alarm-gong sounds, which allows rod B to descend sufficiently for the middle portion of catch-spring C to rise and release lever F, which frees spring S, and allows it to pull the slide-bolt back and release the halter.

The halter is fastened to the manger by its other end at R, and the end fastened by the slide-bolt passes through a ring in the bridle, so as to draw out when the horse moves out of the stall, and remain therein to avoid dragging under the feet of the horse, as it would if permanently fastened to the bridle.

The mechanism above described for detaching horses simultaneously with the sounding of an electric alarm apparatus is specially adapted for use in the stables of fire-engine houses, where it is desirable to detach the horses at the moment when an alarm of fire is struck, without the intervention of the stable attendants.

Having thus described my invention, I claim as new and desire to secure by Letters Patent—

1. The combination of the rod B, the arms B¹ B², and the spring-catch C with the gong-hammer of a fire-alarm apparatus, in the manner substantially as described, whereby said spring-catch is held in a state of tension, and the arm B¹ retained on its center until released therefrom by the blow from the gong-hammer, for the purposes set forth.

2. The combination of the bent lever F, the spring S, the connecting-rod H, lever I, and bolt J with the spring-catch C, whereby the bolt J is either held stationary or reciprocated, in the manner substantially as described, for the purposes set forth.

CICERO SIBERT.

Witnesses:

B. H. ENOS,
MORRIS HOWLAND.