

E. A. CHAMEROY.

SCALE-BEAM.

No. 169,415.

Patented Nov. 2, 1875.

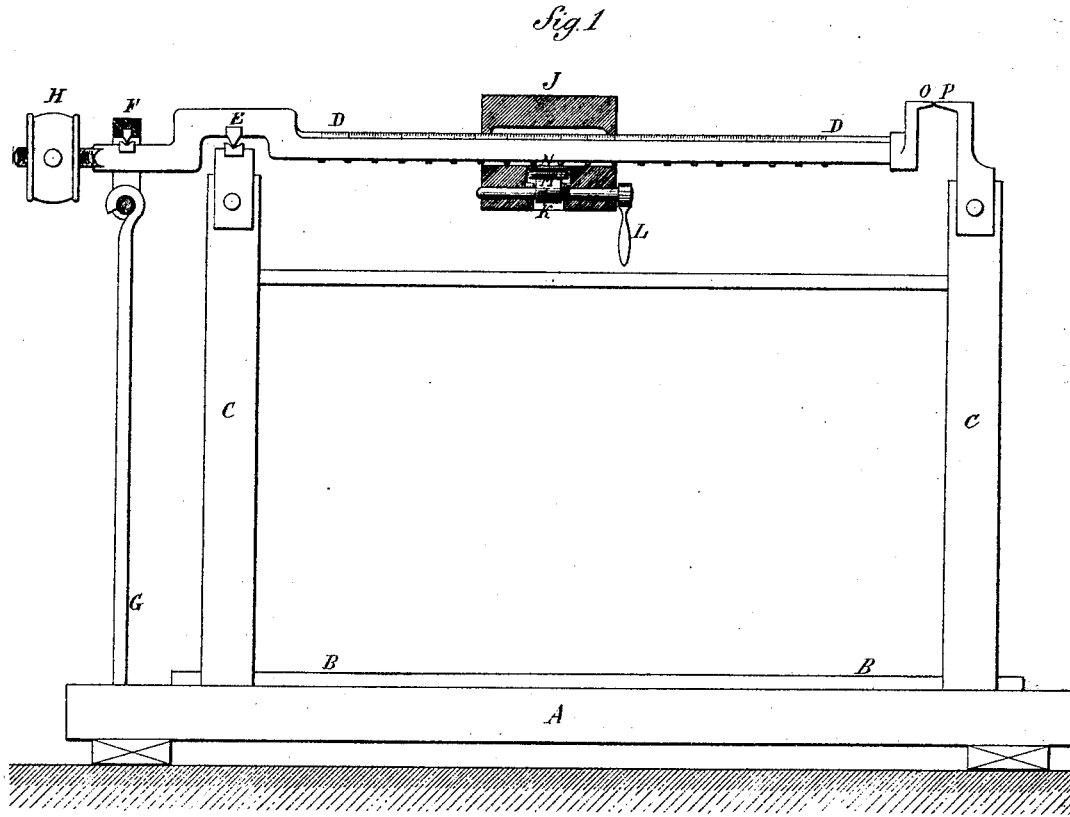


Fig. 2.

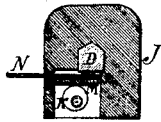


Fig. 4.


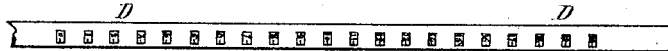


Fig. 3.



Witnesses
W. H. Shumway.
Clara Broughton.

Edme Augustins Chameroy
Inventor
By Atty.

John E. Earle

UNITED STATES PATENT OFFICE.

EDME A. CHAMEROY, OF PARIS, FRANCE.

IMPROVEMENT IN SCALE-BEAMS.

Specification forming part of Letters Patent No. 169,415, dated November 2, 1875; application filed September 28, 1875.

To all whom it may concern:

Be it known that I, EDME AUGUSTIN CHAMEROY, of Paris, in the Republic of France, have invented a new Improvement in Weighing-Machines; and I do hereby declare the following, when taken in connection with the accompanying drawings and the letters of reference marked thereon, to be a full, clear, and exact description of the same, and which said drawings constitute part of this specification, and represent in—

Figure 1, side view, showing counterpoise in longitudinal section; Fig. 2, transverse section through the counterpoise; Fig. 3, under-side view of the beam; Fig. 4, the registering-card.

This invention relates to an improvement in weighing apparatus, the object being to register the weight; and it consists in combining with the counterpoise a clamp or cam, which will impress upon a slip or card the graduations indicated on the beam, as more fully hereinafter described.

A is the base; B, the platen; C C, the uprights; D, the beam; E, the fulcrum; F G, the suspension of the platen; H, the balance-weight; and O P, the balance-indicating points, of substantially the usual construction. J is the counterpoise, fitted to slide over the beam in the usual manner. This counterpoise is constructed with a cam, K, which is caused to rotate by means of a hand-lever, L, and bear against a plate, M, beneath the beam. Through the side of the counterpoise is an opening, through which a card or strip of paper, N, or other similar soft material, may be introduced.

The counterpoise is set to the balancing position and then the card N introduced through the aperture in the counterpoise, as

shown in Figs. 1 and 2, and the cam turned to press the card against the figure or mark which will indicate the weight. That card removed becomes the register of that weight.

As represented, the figures arranged on the under side of the beam project slightly, like type, and indicate pounds. The card, which is preferably used, is graduated, as in Fig. 4, to the extent of one pound, or one of the divisions on the beam. Now, suppose the weight to be fourteen and four-tenths pounds; the counterpoise is moved to the position which will balance the weight, and the card N is inserted, as before described, and the figure fourteen will be printed opposite the four-tenths, as shown in Fig. 4, so that the beam need be graduated only at pounds, as the fractions will be indicated on the card; but the pounds and fractions, or any desired indication of weight, may be arranged upon the beam, so that the fractions will be indicated by the pressure upon the card, the prime feature of the invention being to print or register upon a card or slip the weight of the object on the scales.

I claim—

A counterpoise for weighing-scales combined with a compressing device, between which and the graduations of the beam a card or material may be inserted to receive by compression the indication of weight, substantially as described.

In testimony whereof I have signed my name to this specification before two subscribing witnesses.

E. A. CHAMEROY.

Witnesses:

ROBT. M. HOOPER,
ARMENGAUD, JEUNE.