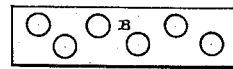
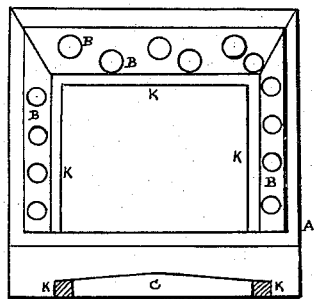
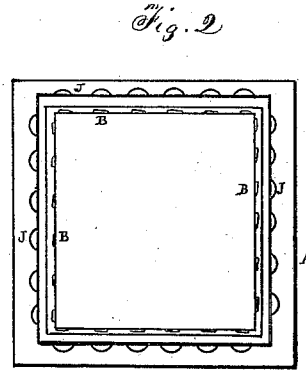
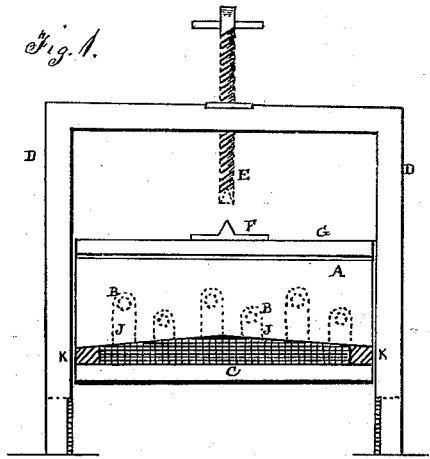


MARY ANN JOHNSON.

CLOTHES-WRINGERS.

No. 169,643.

Patented Nov. 9, 1875.



Daniel Keigau
Alonzo Hughes

WITNESSES

By

Mary Ann Johnson

INVENTOR.

A. B. Keigau

Attorney.

UNITED STATES PATENT OFFICE.

MARY ANN JOHNSON, OF WASHINGTON, DISTRICT OF COLUMBIA.

IMPROVEMENT IN CLOTHES-WRINGERS.

Specification forming part of Letters Patent No. **169,643**, dated November 9, 1875; application filed December 14, 1874.

To all whom it may concern:

Be it known that I, MARY ANN JOHNSON, of the city of Washington, District of Columbia, have invented an Improved Clothes-Press as a Clothes-Wringer; and I do hereby declare the following to be an exact description of the same, reference being had to the accompanying drawings, and to the letters of reference marked thereon, making a part of this specification.

Figure 1 represents a side elevation of the wringer. Fig. 2 represents a top view of the box, showing the localities of the apertures and channels. Fig. 3 is a perspective view of the box, showing the channels and apertures on the inside and the discharge-opening. Fig. 4 shows the apertures as they are made through the sides of the lining of the box, corresponding with the upright channels on the inside of the box.

The nature of my invention consists in a well-made square box or tub with double sides, strong, and of any required size, having round apertures and vertical channels in the sides, a cross-frame, a vertical screw in the center, operating upon a movable pressing-board fitting closely on the inside of the tub.

The object is to press the water out of the clothes, and squeeze them thoroughly, and with no injury to the clothes.

A represents the square tub, made of wood and zinc, the inner sides being of zinc, forming a double-sided tub, with channels J J between. The apertures B are through the zinc on all sides, opening into the vertical channels J, (behind the apertures B,) cut

into the wood of the tub, and a gutter of channel, K, around the lower side or bottom of the tub, leading from the vertical channels J, to carry off the water as it is pressed out of the clothes to the discharge-opening C at the side. The tub sets in a cross-frame, D, and the vertical screw E operates in the cross-piece at top of the frame D, the lower ends of the frame being slotted, so as to stand upon the side of any washing-tub. The lower end of the screw E is concave, so as to rest upon a step, F, that is upon the top and center of the movable pressing-board G in the center of the tub, the board G fitting closely to the side of the tub, so as to press regularly upon the clothes and squeeze out all of the water as the screw is worked down upon the step F at top, the water passing off through the apertures B B and channels J J, down to surrounding channel or gutter K, and discharging at the opening C.

What I claim as my invention, and desire to secure by Letters Patent, is—

The square tub with double sides, the inside having apertures B B, and the outer sides having vertical channels J J, the lower surrounding gutter K, the discharge-opening C, the frame D, screw E, pressing-board G, constructed and combined substantially as described, and for the purposes set forth.

MARY ANN JOHNSON.

Witnesses:

JENNIE JOHNSON,
MINNIE SHEEHAN.