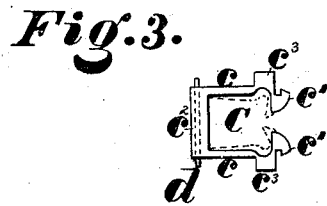
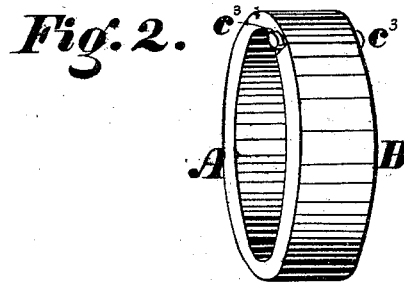
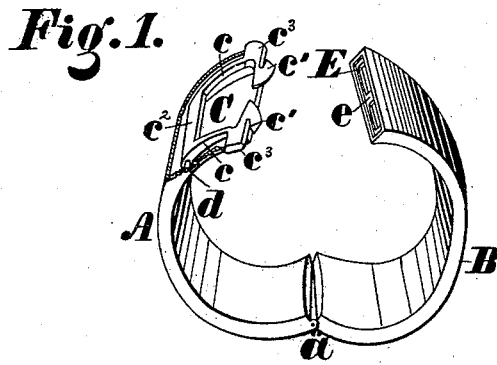


J. S. CARROW.  
CLICKS FOR BRACELETS.

No. 169,775.

Patented Nov. 9, 1875.



Witnesses  
*Saml. J. VanStavorn*  
*J. J. Connolly*

By

Inventor  
*John S. Carrow*  
*Connolly Bros,* Attorneys

# UNITED STATES PATENT OFFICE.

JOHN S. CARROW, OF PHILADELPHIA, PENNSYLVANIA.

## IMPROVEMENT IN CLICKS FOR BRACELETS.

Specification forming part of Letters Patent No. **169,775**, dated November 9, 1875; application filed August 19, 1875.

*To all whom it may concern:*

Be it known that I, JOHN S. CARROW, of Philadelphia, in the county of Philadelphia and State of Pennsylvania, have invented certain new and useful Improvements in Clicks for Bracelets; and I do hereby declare the following to be a full, clear, and exact description of the invention, such as will enable others skilled in the art to which it pertains to make and use it, reference being had to the accompanying drawings, which form part of this specification, in which—

Figure 1 is a perspective, partly broken away, showing the click in position when the bracelet is opened.

My improvements have reference to the "click" or fastening by which the two hinged sections of a bracelet are held clasped together when closed.

My improved click is formed of a single piece of metal, which rests wholly or almost wholly within one section of the bracelet or band, in such manner that when the latter is opened only the hooked ends of the fastening will be exposed to view.

Referring to the accompanying drawing, A and B represent the two sections of a bracelet or band, hinged or jointed together at *a*. C shows the click, formed of one piece of metal, and consisting of the two elastic prongs *c c*, having thumb-pieces *c<sup>3</sup>* and hooked ends or

catches *c<sup>1</sup> c<sup>1</sup>* connected by a cross-piece, *c<sup>2</sup>*. This click is placed within the section A, leaving only the hooked ends *c<sup>1</sup> c<sup>1</sup>* and thumb-pieces *c<sup>3</sup>* exposed to view, and is held in place by the rivet or rod *d*, which passes through the cross-piece *c<sup>2</sup>*, or through a sleeve secured thereto. E represents a keeper, secured in the end of the section B, having a central post, *e*, affording greater strength and firmness to the band. When the sections are closed the hooks *c<sup>1</sup>* engage with the keeper, and prevent the band from opening. To open the band the spring-prongs are released from engagement with the keeper by applying pressure to the thumb-pieces.

What I claim as my invention is—

1. A bracelet-click, having two spring-prongs terminating in hooks, and formed of one and the same piece of metal, substantially as described.
2. The click C, having the prongs *c c*, hooks *c<sup>1</sup> c<sup>1</sup>*, and cross-piece *c<sup>2</sup>*, substantially as shown and described.

In testimony that I claim the foregoing I have hereunto set my hand.

JOHN S. CARROW.

Witnesses:

GEO. C. SHELMEKDINE,  
SAML. J. VAN STAVOREN.