

G. M. RISING.

WHIP-SOCKET.

No. 169,846.

Patented Nov. 9, 1875.

Fig. 1

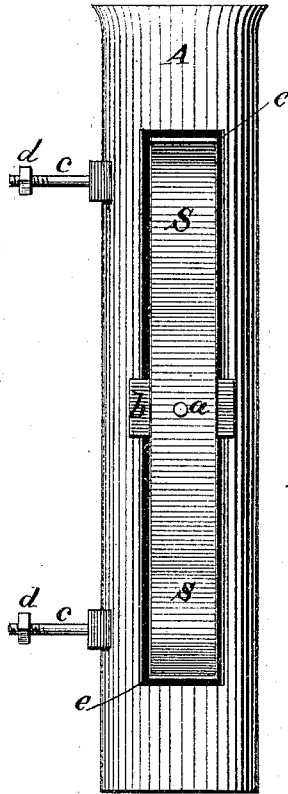


Fig. 2

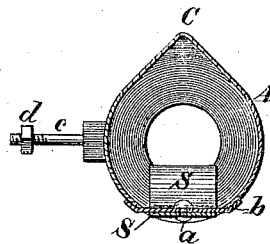
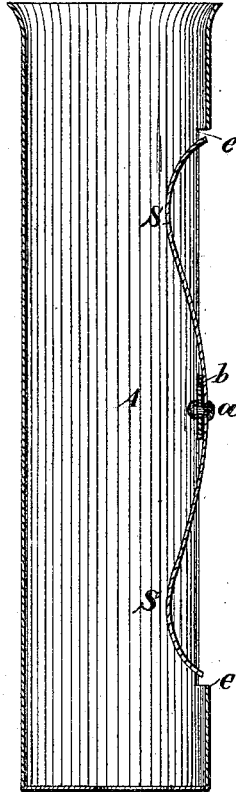


Fig. 3

WITNESSES;

Grenville Lewis
W. G. Chaffee

INVENTOR;

Geo. M. Rising,
By his Attorneys,
Stansbury & Lumm.

UNITED STATES PATENT OFFICE.

GEORGE M. RISING, OF CHEROKEE, IOWA.

IMPROVEMENT IN WHIP-SOCKETS.

Specification forming part of Letters Patent No. **169,846**, dated November 9, 1875; application filed October 11, 1875.

To all whom it may concern:

Be it known that I, GEORGE M. RISING, of Cherokee, in the State of Iowa, have invented an Improved Whip-Socket; and I do hereby declare the following to be a full and correct description of the same, reference being had to the accompanying drawings, in which—

Figure 1 is a side view of my improved whip-socket. Fig. 2 is a longitudinal vertical section of the same; and Fig. 3 is a horizontal section.

The same part is indicated by the same letter in the several figures.

My improvements consist in giving to the socket an angular form on one side, and in placing in the opposite side of the socket to that in which the angle is formed a double-curved spring, to react in the direction of the angle, in order to enable the socket to hold securely whip-stocks of any size. A further improvement is in the addition of bolts and nuts in the manner shown, to form the means of attaching the socket to the dash-board of a vehicle.

In the drawing, A marks the body of the socket, to which I give the form clearly represented in cross-section in Fig. 3. On one

side is the angle C, the opposite side being rounded, as shown. In the rounded side is cut a long slot, *ee*, across the middle of which runs a bar, *b*, to which a long double curved spring, S, is attached by the rivet *a*. The reaction of this spring is in the direction of the angle C, so that when a whip-stock of whatever size is inserted in the socket, it is pressed by the spring S into the angle C, and firmly and securely held there. Projecting from the forward side of the socket are two screw-bolts, *ee*, intended to pass through the dash-board of a vehicle, and receive the nuts *dd*, to fasten the socket to the dash-board.

I claim—

A whip-socket, provided with the angle C and slot *ee*, as described, in combination with the double spring S, located and held in place by the bar *b*, as and for the purpose set forth.

The above specification of my said invention signed and witnessed at Cherokee, Iowa, this 28th day of September, A. D. 1875.

GEO. M. RISING.

Witnesses:

EUGENE COWLES,
H. D. WALRATH.