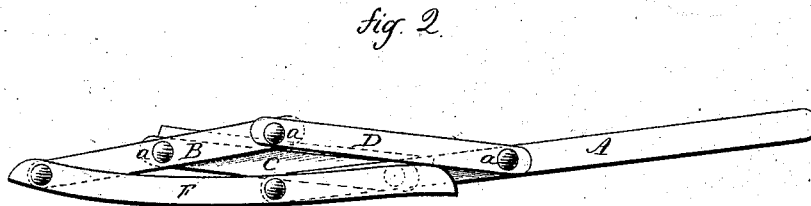
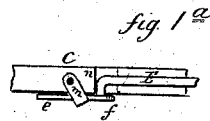
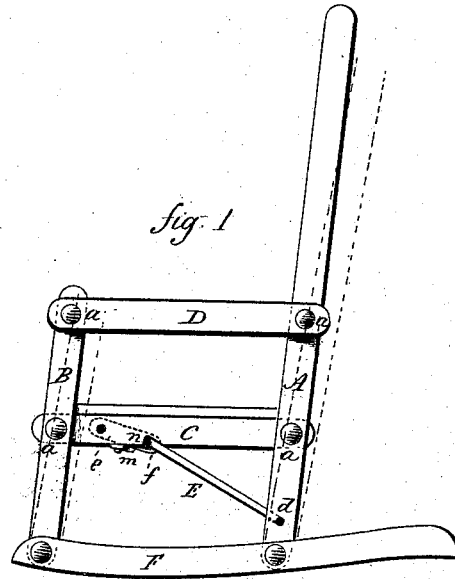


I. N. DANN.
FOLDING-CHAIR.

No. 169,968.

Patented Nov. 16, 1875.



Witnesses:
H. S. Shumway.
Clara Croughton.

Isaac N. Dann.
By Atty. Inventor
John E. Earle.

UNITED STATES PATENT OFFICE.

ISAAC N. DANN, OF NEW HAVEN, CONNECTICUT, ASSIGNOR TO THE NEW HAVEN FOLDING-CHAIR COMPANY, OF SAME PLACE.

IMPROVEMENT IN FOLDING CHAIRS.

Specification forming part of Letters Patent No. 169,968, dated November 16, 1875; application filed August 9, 1875.

CASE C.

To all whom it may concern:

Be it known that I, ISAAC N. DANN, of New Haven, in the county of New Haven and State of Connecticut, have invented a new Improvement in Folding Chairs; and I do hereby declare the following, when taken in connection with the accompanying drawings and the letters of reference marked thereon, to be a full, clear, and exact description of the same, and which said drawings constitute part of this specification and represent in—

Figure 1, side view, set up; Fig. 2, side view, folded.

This invention relates to an improvement in that class of chairs which are constructed so as to be folded into a compact shape when not required for use, or for purposes of transportation; and it consists in a parallel front and back post, combined with a transverse bar for the seat, and a parallel bar above to form the arm—said parallel bars pivoted to the back and front posts, and a jointed brace to hold a chair in a set-up condition, or allow of its being folded, as more fully hereinafter described.

A is the rear post, which forms both the back and the rear legs; B, the front post, parallel to the rear posts; C, a horizontal or transverse bar, pivoted to both the front and rear posts, as at *a*. On this bar the seat is secured. Above the seat is a second bar, D, parallel to the bar C, and pivoted to both the front and rear posts as at *a'*, and so as to form the arm. Below the seat-bar a rod, E, is jointed to the rear post as at *d*, and on the bar C is hinged a link, *e*, this link jointed to the rod E as at *f*, and in the bar C a notch, *n*, is formed, into which a bend or shoulder on the rod E passes, when the chair is set up, as seen in Fig. 1, thus bringing the joint of the bar and link above a line drawn from the two points of connection *e d*, so that any tendency to force back or fold the chair only tends to make the brace more firm. Upon the under side of the bar C a turn-button, *m*, is arranged, as seen in Fig. 1 *a*, to hold the link up in its supporting position.

To fold the chair, throw down the connected ends of the link and bar, as shown in broken lines, and the chair folds backward into the condition seen in Fig. 2.

To the lower end of the two posts the rocker F is pivoted, the pivots being parallel to the pivots of the seat-bar C. The arm-bar D may be used without the rocker, or the rocker without the arm D.

One side of the chair only is shown; but it will be understood that the two sides are alike, and connected by rundles or slats in the usual manner.

I do not wish to be understood as broadly claiming a chair composed of vertical posts, connected by jointed parallel bars, as such I am aware is not new.

I claim—

1. In a folding chair, the combination of the rear and front posts A B, parallel to each other, the seat-bar C and the arm-bar D above, and parallel to each other, both jointed to the front and rear posts, and with the brace E hinged to the rear post, and through the link *e* to the seat-bar, the combination and arrangement being substantially as described, whereby the joint between the said brace and link, when the chair is set up, will pass above the line of its two ends, substantially as set forth.

2. In a folding chair, the combination of the rear and front posts A B, parallel to each other, the seat-bar C, and the rocker F, both jointed to the front and rear posts, parallel to each other, and with the jointed brace E hinged to the rear post and the seat-bar, substantially as described, so that the joint in the said brace, when the chair is set up, will pass above the line of its two ends, substantially as set forth.

ISAAC N. DANN.

Witnesses:

J. H. SHUMWAY,
CLARA BROUGHTON.