

F. FISCHBECK.
SOFA-BEDSTEAD.

No. 169,978.

Patented Nov. 16, 1875.

Fig. 1.

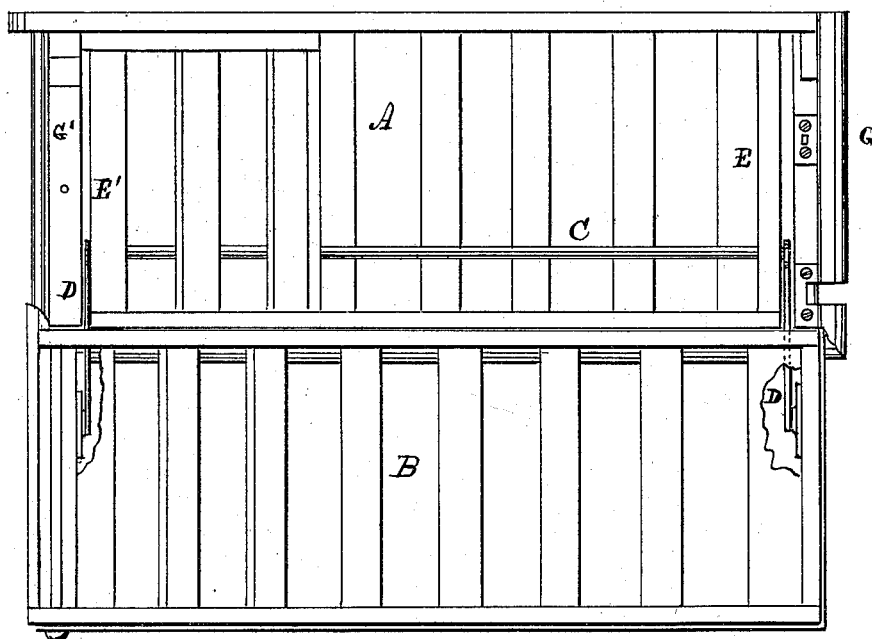


Fig. 3.

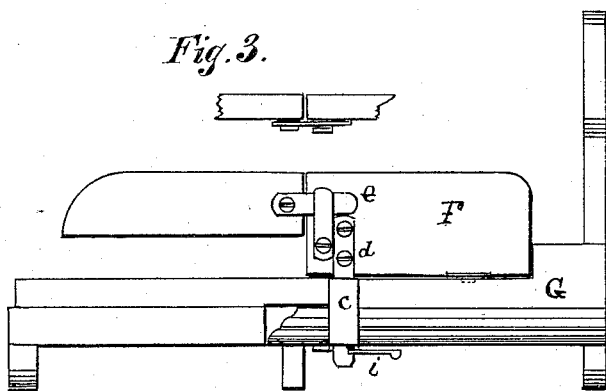


Fig. 2.

Fig. 4.

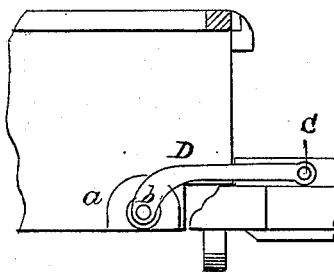


Fig. 5.

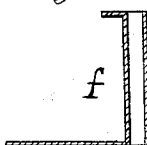



Fig. 6.



Witnesses:
O. W. Bond
N. F. Vallette.

Inventor:
Fred^l Fischbeck
By West & Bond
Atty's.

UNITED STATES PATENT OFFICE.

FREDERICK FISCHBECK, OF CHICAGO, ILLINOIS.

IMPROVEMENT IN SOFA-BEDSTEADS.

Specification forming part of Letters Patent No. **169,978**, dated November 16, 1875; application filed June 11, 1875.

To all whom it may concern:

Be it known that I, FREDERICK FISCHBECK, of the city of Chicago, Cook county, State of Illinois, have invented new and useful Improvements in Extension Sofa-Beds, of which the following is a full description, reference being had to the accompanying drawings, in which—

Figure 1 is a plan, showing the two frames extended, with foot-board removed. Fig. 2 is an end view, showing the foot-board; Fig. 3, a detail; Fig. 4, an inside view, showing the connecting-irons, at head of sofa; Figs. 5 and 6, details.

My invention relates to extension sofa-beds; and it consists in so constructing the same that the hinges which connect the two parts shall be wholly within the frame, and entirely out of sight; in providing a narrow opening or pocket in the main frame to receive the link or arm, which is a part of the hinge, to steady and guide the same; in providing a foot-board; and in the other devices and combinations claimed.

This sofa-bed consists of an ordinary sofa, and an upholstered body connected thereto, which forms the extension.

In the drawings, A represents the ordinary sofa-frame; B, the body or shell, which is also properly upholstered. It is connected to the sofa A by means of a hinge or hinges, consisting of a single rod, C, which extends from one end to the other of the main sofa, but does not project through the ends and arms D. One end of each arm is rigidly secured to the rod. The other end is pivoted to the shell B upon the inside. E E' are two cross-bars placed a little distance from the ends G G' of the main frame. The space between each bar and the corresponding end piece furnishes a recess or pocket, into which one of the arms D can pass when the extension is closed. This pocket may be lined with metal to prevent wear of the wood-work; and by this means the joint is strengthened, and the

extension or shell B steadied in its movements. The rod C turns freely in E E'. *a* is a metal plate, to which is connected a pin, *b*, upon which one end of the arm D is pivoted. The plate *a* is properly secured upon the inside of the end of the shell B.

The arms are of such length and are so arranged and connected with the sofa that when the extension is open it will be in the position shown in Fig. 1, and also shown in Fig. 2.

F is a foot-board, to which is secured a piece of metal, *d*, which passes into a socket, *c*, in the end of the main frame. One half of the foot-board rests upon the end of the main frame. The other half is cut away to allow for the upholstering upon B, and is provided with a lock, *e*, to keep it in place when in use. The socket for *d* is cut through G. It can be faced with metal, and does not show upon the outside. The cutting of this socket may weaken the frame at this corner; and I strengthen it by means of an iron, *f*, shown in Figs. 5, 6, which is secured to the end piece; also to the side piece and cross-bar. *i* is a hook, which engages with the lower end of *d*, and prevents the end piece from being moved up and down by the spring of the upholstering on B. The upholstering of the main sofa A is to be secured at the lower end to the cross-piece E.

What I claim as new, and desire to secure by Letters Patent, is as follows:

1. The frame of the main sofa A, having cross-bars E E', the end pieces G G', rod C, arms D, and shell B, in combination with the plate *a*, provided with pin *b*, substantially as and for the purpose herein set forth.

2. The end piece F, made in two parts, and provided with the lock *e*, in combination with the sofa A B and hook *i*, to hold the end piece in place, substantially as specified.

F. FISCHBECK.

Witnesses:

E. A. WEST,
O. W. BOND.