

G. FROST & G. H. PHELPS.

CLASP.

No. 169,983.

Patented Nov. 16, 1875.

Fig. 3.

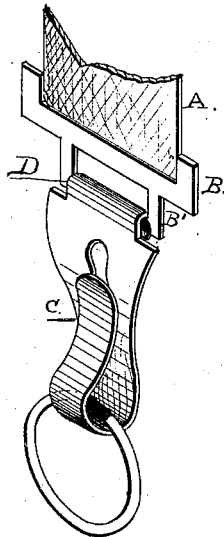


Fig. 2.

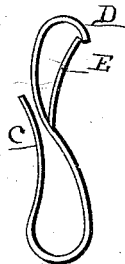



Fig. 1.



Witnesses:

T. B. Smith  
W. C. Schaffer

Inventor:

Geo. Frost and  
Geo. H. Phelps,  
By A. Newton atty

# UNITED STATES PATENT OFFICE.

GEORGE FROST AND GEORGE H. PHELPS, OF BOSTON, MASSACHUSETTS.

## IMPROVEMENT IN CLASPS.

Specification forming part of Letters Patent No. **169,983**, dated November 16, 1875; application filed November 1, 1875.

*To all whom it may concern:*

Be it known that we, GEORGE FROST and GEORGE H. PHELPS, of Boston, Massachusetts, have invented an Adjustable Attachment for Securing and Adjusting Skirts, &c., to a Corset or Under-Waist.

Our invention consists of an improved clasp-hook, having a spring-hook at one end and a clasp-hook at the other; and the following is a full, clear, and exact description thereof.

In the accompanying drawings forming a part of this specification, to which reference is made, in which like letters indicate the same parts in all the figures, Figure 1 represents the blank from which the clasp-hook is formed. Fig. 2 is a right cross-section of the clasp-hook after it is formed. Fig. 3 illustrates the manner of using the clasp-hook.

Referring to the drawings, Fig. 1 represents the blank stamped from one piece of metal, with the long tongue C at one end, and the short one, D, at the other. The intermediate or shank portion is made wider than the parts from which the hooks are formed, and the spring tongue or guard E is struck from the center of the shank, as shown. The long tongue C is bent, so as to bring the end of it nearly in contact with the shank, forming a spring-hook, to which a ring or analogous article may be easily attached, but which cannot be detached except by a positive move-

ment. The short tongue D is bent in a semi-circular form, and the spring tongue or guard E is then bent at such an angle from the shank as to intercept the end of the hook D, and forms a spring tongue or guard therefor.

The device thus formed has a spring-hook at one end and a clasp-hook at the other, as shown in cross-section in Fig. 2.

The application of our invention is shown in Fig. 3. A piece of tape, A, which is to be permanently attached to an under-waist or body garment at one end, is secured to a double loop at the other. The clasp portion of the hook is secured to the loop B'. A ring is attached to the spring-hook C, and this ring is fastened to the band of a skirt or other article to be supported.

Having thus described our invention, what we claim as new, and desire to secure by Letters Patent, is—

A clasp-hook constructed of one piece of metal, having the spring-hook at the bottom and the clasp at the top, the latter guarded by a spring-tongue, which is struck from the center of the shank, substantially as herein shown and described.

GEORGE FROST.

GEORGE HENRY PHELPS.

Witnesses:

GEORGE H. GROCE,

S. P. SKINNER.