

D. J. CLARK.
CLOTHES-DRIER.

No. 180,203.

Patented July 25, 1876.

Fig. 1.

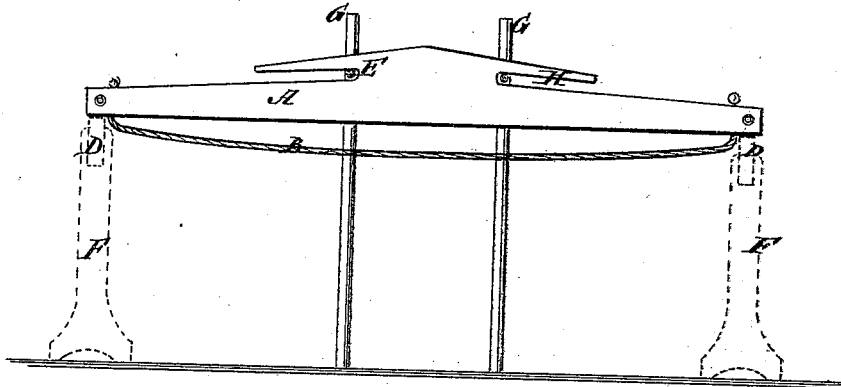


Fig. 2.

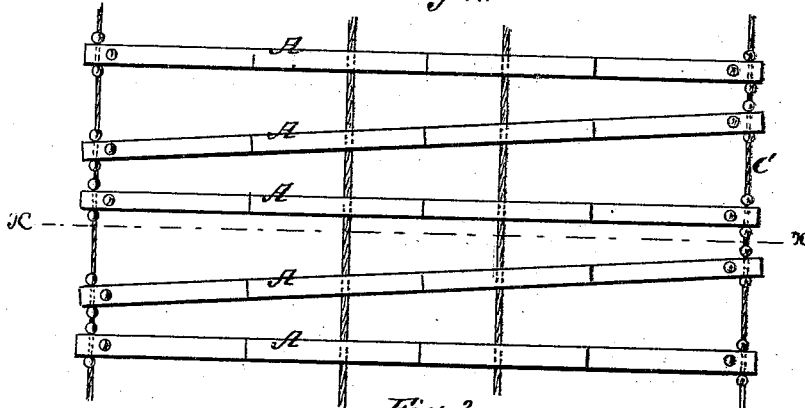
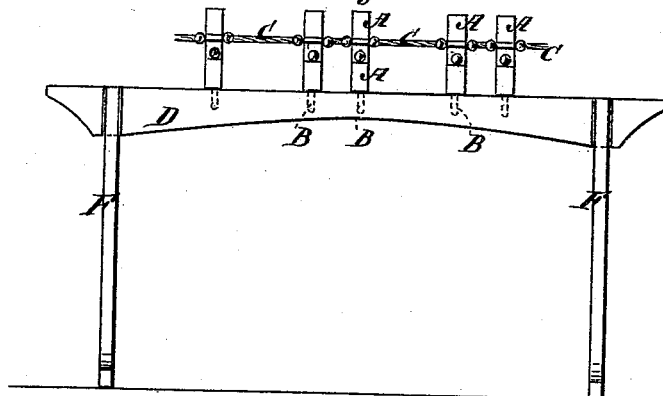


Fig. 3.



WITNESSES:

E. Wolff
John Goethals

INVENTOR:

D. J. Clark
BY *Munn & Co.*
ATTORNEYS.

UNITED STATES PATENT OFFICE.

DAVID J. CLARK, OF EAST ELMA, NEW YORK.

IMPROVEMENT IN CLOTHES-DRIERS.

Specification forming part of Letters Patent No. **180,203**, dated July 25, 1876; application filed February 21, 1876.

To all whom it may concern:

Be it known that I, DAVID J. CLARK, of East Elma, in the county of Erie and State of New York, have invented a new and Improved Clothes-Drier, of which the following is a specification:

The essential object of the invention is to contrive a drier, adapted either for indoor or outdoor use, on which the clothes may be hung indoors and then carried out and put up for drying, to avoid exposure to the weather while putting on the clothes.

The invention consists of a series of horizontal bars, which are connected at their ends by cords, wires, or links, and provided with wires or cords for the suspension of the clothes beneath the bars. The latter are capable of being folded together or extended, and may be supported upon frames resting on the ground; or wires stretched above the bars and entering notches in the same may be resorted to for supporting the bars.

Figure 1 is a sectional elevation of my improved clothes-drier, taken on line *x x*, Fig. 2. Fig. 2 is a top view, and Fig. 3 is a side elevation.

Similar letters of reference indicate corresponding parts.

A represents the series of bars to hold the clothes-lines or cords B, said bars being connected at the ends by cords C, links, or any other approved means, so that they can fold

close together or extend, as shown in Fig. 2. These bars are adapted to have the clothes hung on the cords or wires B in the house, and then be carried out and put up and extended on the supporting-bars D or wires or cords E. When the bars D are used they will be set up temporarily on posts F; but the wires E will be supported on rods G, to be driven in the ground.

The bars A will be connected to wires E by the long horizontal notches or slots H on the top, and the wires E will be fastened at the ends to any suitable object, say a stake driven in the ground, to keep them properly extended.

Having thus described my invention, what I claim as new, and desire to secure by Letters Patent, is—

1. The clothes-frame herein described, consisting of the bars A, connected at the ends by flexible cords or links C, and each provided with a clothes-line or wire, B, in combination with a suitable support, as herein set forth.

2. The flexibly-connected clothes-supporting bars A, having slots H on the top, in combination with the supporting lines or wires E, as and for the purpose set forth.

DAVID J. CLARK.

Witnesses:

WM. S. AGETT,
W. G. MCMICHAEL.