

S. GRAVES.
SOFA-BEDSTEAD.

No. 180,220.

Patented July 25, 1876.

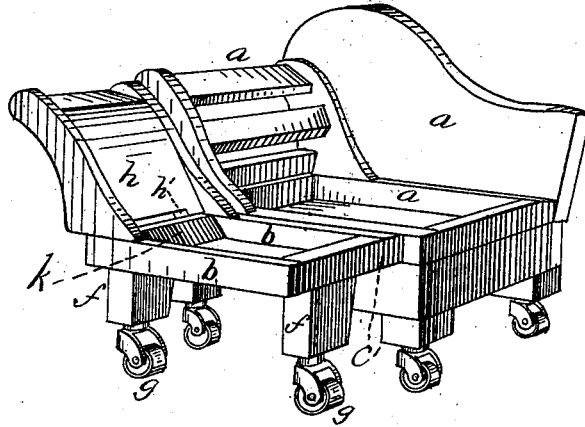


Fig 1

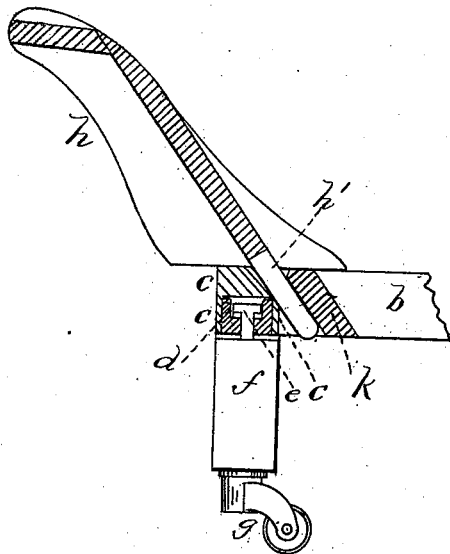


Fig 2

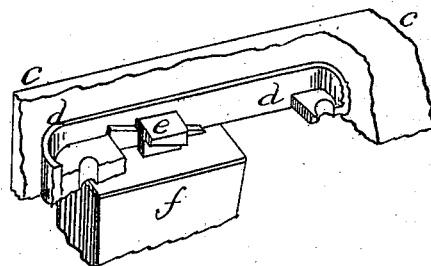


Fig. 3.

WITNESSES
R. A. George
J. H. Gately.

Samuel Graves
INVENTOR

By his Attys.

Henry W. Williams & Co.

UNITED STATES PATENT OFFICE.

SAMUEL GRAVES, OF WEYMOUTH, MASSACHUSETTS.

IMPROVEMENT IN SOFA-BEDSTEADS.

Specification forming part of Letters Patent No. **180,220**, dated July 25, 1876; application filed March 27, 1876.

To all whom it may concern:

Be it known that I, SAMUEL GRAVES, of Weymouth, in the county of Norfolk and State of Massachusetts, have invented a new and useful Improvement in Bed-Lounges; and I do hereby declare that the following is a full, clear, and exact description of the same, reference being had to the accompanying drawings, and to the letters of reference marked thereon.

This invention is an improvement upon a bed-lounge, opening and closing as seen in the drawing, by means of which the false head is made firmer and the legs stiffer, thus admitting of the use of casters.

Of course it was and is necessary to provide two legs in the extension portion of the bed-lounge, and to so arrange them that they would take up but little room when the bed-lounge was closed—*i. e.*, made into a lounge—and yet perform their function when the lounge was open—*i. e.*, made into a bed. These legs were arranged between two one-inch pieces or boards, swung between the same from a pin, so that they might fold up or hang down, as desired.

I propose to obviate these difficulties, thus providing a very cheap and salable bed-lounge, in the manner described below.

The objects, therefore, of this invention are, first, to provide a firm support for the movable legs; second, by providing such firm support, to allow of the use of casters, making six casters to the bed-lounge; and, third, to give security and firmness to the false head.

In the accompanying illustration, Figure 1 is a view, in perspective, of the bed-lounge embodying my improvement, open for use as a bed, but having the lounge portion slightly raised, so as to exhibit both heads. Fig. 2 is a vertical section of a portion of the bed-lounge, showing the method of supporting the false head and legs. Fig. 3 is a part interior view of the slot, showing also the bolt and upper portion of the leg.

As the method of opening and closing the bed-lounge is old, I have not shown it in the drawings.

The extension of the lounge, represented by letters *b c c'*, is hinged to the frame *a* of the lounge in the usual manner, and when it is to

be used as a lounge the part *b c c'* swings over into and upon the part *a*, and the legs *f* are removed and placed inside. The upholstered part of the lounge (not shown in the drawing) then swings down upon the whole. When it is to be used as a bed, the process is reversed, and the legs *f* and false head *h* inserted. This process is, however, old, and not claimed as my invention.

Similar letters of reference indicate corresponding parts.

a is the lounge portion of the bed-lounge, in the construction of which I claim nothing new. *b* is the frame of the extension, by means of which the bed is formed. *c* and *c'* are the ends, made of plank thickness. These ends *c c'* take the place of the two one-inch boards above referred to, and, of course, take up less room, as the space between the said boards is saved in this improvement. *d* is a slot, and *e* a bolt, similar to the slot and bolt used in attaching side rails of beds to the head and foot boards. The bolt, which is attached to the leg *f*, is pressed tightly into the slot *d*, thus making the leg firm and steady in place, and stiff enough to be provided with the caster *g*. Of course the slot and bolt could not have been used in connection with the boards used in the old invention, on account of the lack of sufficient thickness. Thus, when the extension is used, the legs are sufficiently stiff to be provided with casters, so that the bed can be moved around the room, and when the bed-lounge is to be closed and used as a lounge, the legs may be easily removed and placed inside. *h* is the false head, provided with supports *h'* set into said head, or of a piece with it, and extending down into the diagonal space between the plank *c* and the cross-piece *k*. When two boards of one inch each were used, having a space of, say, one inch between them, the support of the false head was obliged to bend and drop between them, thus affording an insecure support; but by the use of a single two-inch plank the one inch of space above referred to is saved, so that the supports *h'* can pass beyond the plank diagonally or inclined at an angle, supported by the cross-piece *k*. Beside the saving of this one inch of space above named, an additional saving of three quarters of an inch is obtained by beveling the

plank *c*, as shown in the drawing, thus making one inch and three-quarters saving.

Of course it will be understood that the object of economizing this space is to allow the false head to be back on a line with the main lounge-head. The supports *h'* are on a line with the general angle of the false head, making it as secure and strong as the main head.

It will be seen, therefore, that by means of my improvement the legs are made firm and stiff, admitting of the insertion of casters, and the false head is adequately supported, thus rendering complete and perfect an important invention in bed-lounges.

Having thus fully described my invention, what I claim, and desire to secure by Letters Patent, is—

1. In combination with the bed-lounge shown in the drawing, the beveled plank end *c*, provided with slot *d*, and combined with the bolt *e* in the leg *f*, said leg being furnished with a caster, *g*, as and for the purposes herein set forth.

2. In combination with the false head *h*, and diagonally-inclined supports *h'* of said bed-lounge, the plank end *c* and cross-piece *k*, as and for the purpose hereinbefore set forth.

SAMUEL GRAVES.

Witnesses:

HENRY W. WILLIAMS,
R. A. GEORGE.