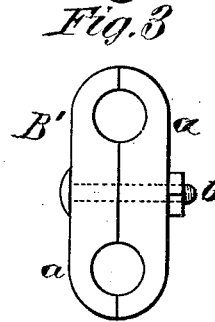
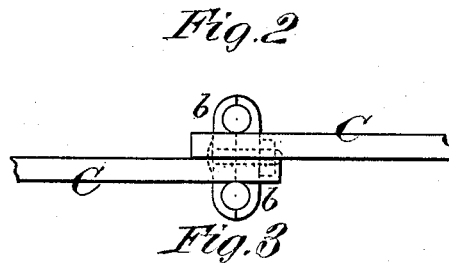
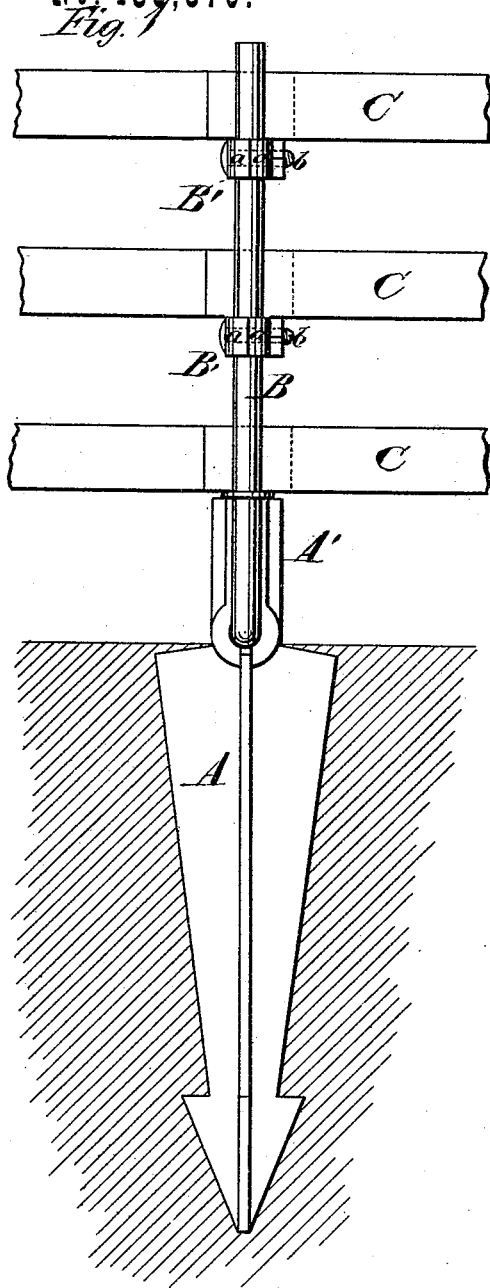


I. L. SHERMAN.

FENCE-POSTS.

No. 180,379.

Patented July 25, 1876.



WITNESSES

W. S. Utley
George E. Upham.

INVENTOR,

Ira L. Sherman.
Gilmore & Swift Co.

ATTORNEYS -

UNITED STATES PATENT OFFICE.

IRA L. SHERMAN, OF CATTARAUGUS, NEW YORK.

IMPROVEMENT IN FENCE-POSTS.

Specification forming part of Letters Patent No. **180,379**, dated July 25, 1876; application filed April 22, 1876.

To all whom it may concern:

Be it known that I, IRA L. SHERMAN, of Cattaraugus, in the county of Cattaraugus and State of New York, have invented a new and valuable Improvement in Fence-Posts; and I do hereby declare that the following is a full, clear, and exact description of the construction and operation of the same, reference being had to the annexed drawings, making a part of this specification, and to the letters and figures of reference marked thereon.

Figure 1 of the drawings is a representation of a front elevation of my post, showing section A in the ground. Figs. 2 and 3 are detail views of the same.

This invention has relation to fence-posts, and is designed for improving the means for securing the rails to the posts patented to me December, 1875.

The nature of my invention consists in the employment of clamps and supports for the rails, in combination with the upright post-rods and with a spiked base, as will be hereinafter explained.

In the annexed drawings, A designates a

spike-shaped base, which is flanged, as shown, and A' is a head, which is formed thereon, and perforated and grooved to have secured to it rods B, which form the post. The post-rods B are parallel to each other, and between them, at suitable points, the ends of the rails C are lapped and secured. B' designates clamps, which are applied to the rods forming the post, so as to support the rails C. Each clamp or clip B' is formed of two parts, *a a*, which are secured tightly on the rods B by means of one or more bolts, *b*, as shown.

What I claim as new, and desire to secure by Letters Patent, is—

In combination with the fence-post formed of parallel rods secured to a spike-shaped base, A, the divided clamp-supports B' and nut-bolts *b*, substantially as described.

In testimony that I claim the above I have hereunto subscribed my name in the presence of two witnesses.

IRA L. SHERMAN.

Witnesses:

H. W. HERRICK,
FRANK RUMSEY.