

J. SMILEY.
MILK CAN.

No. 180,383.

Patented July 25, 1876.

Fig. 1.

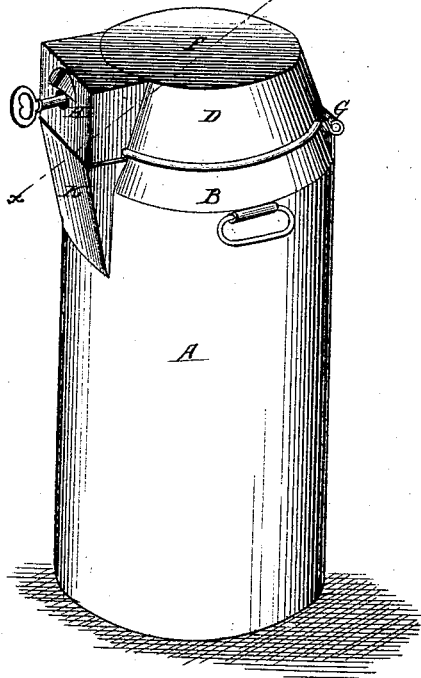


Fig. 2.

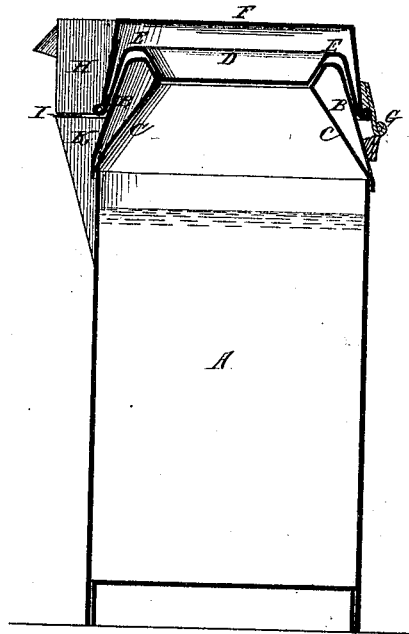
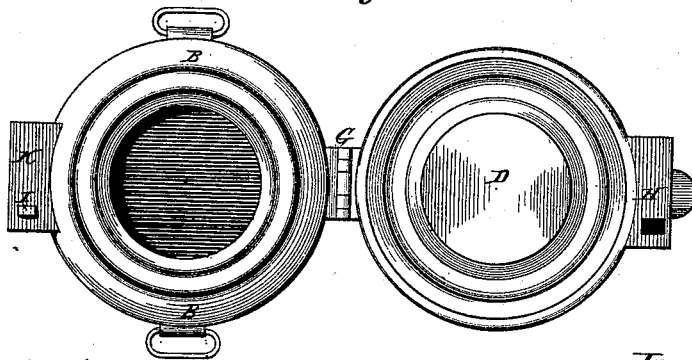


Fig. 3.



Attest.
H. L. Perrine,
J. L. Coombs

Inventor.

James Smiley
Per James L. Norris,
att'y

UNITED STATES PATENT OFFICE.

JAMES SMILEY, OF BALTIMORE, MARYLAND.

IMPROVEMENT IN MILK-CANS.

Specification forming part of Letters Patent No. **180,383**, dated July 25, 1876; application filed May 5, 1876.

To all whom it may concern:

Be it known that I, JAMES SMILEY, of Baltimore, in the county of Baltimore and State of Maryland, have invented certain new and useful Improvements in Cans, of which the following is a specification:

This invention consists in a milk-can constructed with a hollow frustum-shaped breast, with a rounded upper edge, in combination with a hollow cover, provided with a frustum-shaped projection on the inside, adapted to fit within the neck of the can, and with a depending hollow edge, adapted to fit over the exterior of the breast, the annular recess between the projection and the edge of the cover being rounded so as to fit the rounded edge of the breast, as more fully hereinafter set forth.

In the drawing, Figure 1 is a perspective view of my invention; Fig. 2, a sectional elevation, and Fig. 3 a top view, with the cover thrown back and the can open.

The letter A represents the body of the can, which is preferably constructed of sheet metal, and cylindrical in shape. The letter B represents the breast of the can, which is formed in the shape of a frustum of a cone, the upper edge being turned inward and rounded, by stamping or otherwise, so as to form an internal neck around the mouth of the can when the breast is secured to the same.

In order to give strength to the breast of the can, and facilitate cleaning, an internal frustum, C, of sheet metal, is secured within the same, the two being united at their bases and upper edges, as shown.

The letter D represents the top of the can, the interior surface of which is stamped, pressed, or otherwise formed to fit closely upon the upper part of the breast and within the internal neck of the can, so as to form an air-

tight joint when the cover is closed upon the same. The said top is preferably constructed of an internal sheet of metal, E, properly shaped to fit upon the breast and neck of the can, and an external casing, F, the two being united at their edges in any convenient manner. The said cover is hinged to the can at one side, as shown at G, and on the opposite side on its exterior is provided with a lock, H, of any suitable construction, which sets over and engages a staple, I, secured to the top of a projection or offset, K, formed upon or attached to the outside of the can.

It will be perceived that, as thus constructed, the cover of the can, when locked in place, will fit closely over the breast and within the internal neck at the mouth of the can, forming a perfectly air-tight joint, and securing the contents in such manner as to prevent the abstraction of the same during transportation from place to place.

What I claim, and desire to secure by Letters Patent, is—

In combination with the hollow frustum-shaped breast, having a rounded edge, the hollow cover, provided with a frustum-shaped projection adapted to fit within the neck of the can, and with a depending hollow edge, adapted to fit over the exterior of the breast, the annular recess between the projection and the hollow edge of the cover being rounded so as to fit the rounded edge of the neck of the can, substantially as herein described.

In testimony that I claim the foregoing I have hereunto set my hand in the presence of the subscribing witnesses.

JAMES SMILEY.

Witnesses:

TH. HARRIS HODGES,
JEROME M. WALTER.