

M. T. JACKSON.
VEHICLE RUNNING GEAR.

No. 180,886.

Patented Aug. 8, 1876.

Fig. 1.

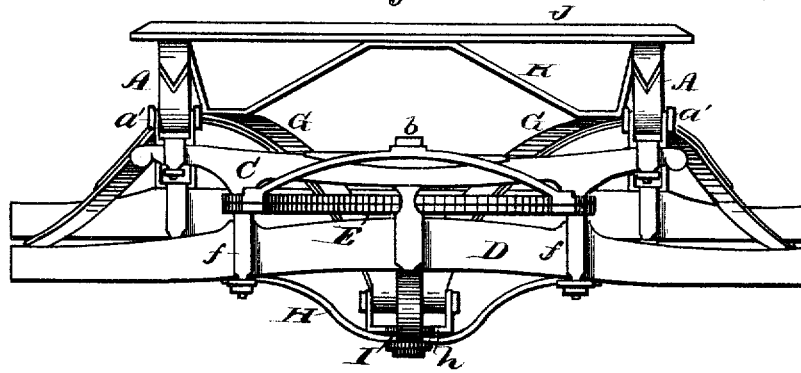
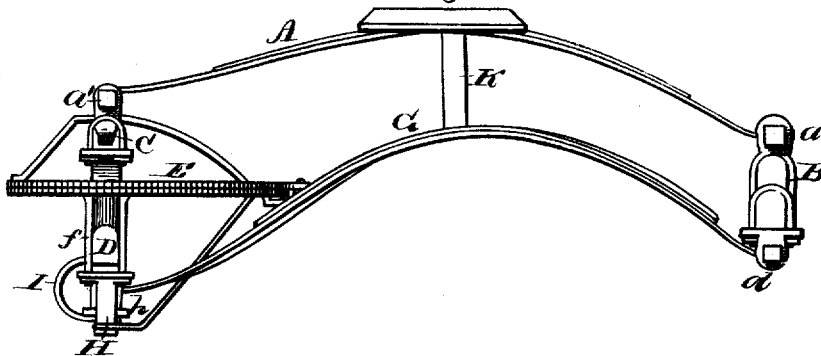


Fig. 2.



WITNESSES:

Jas. F. Duhamel,
Thomas Pryor.

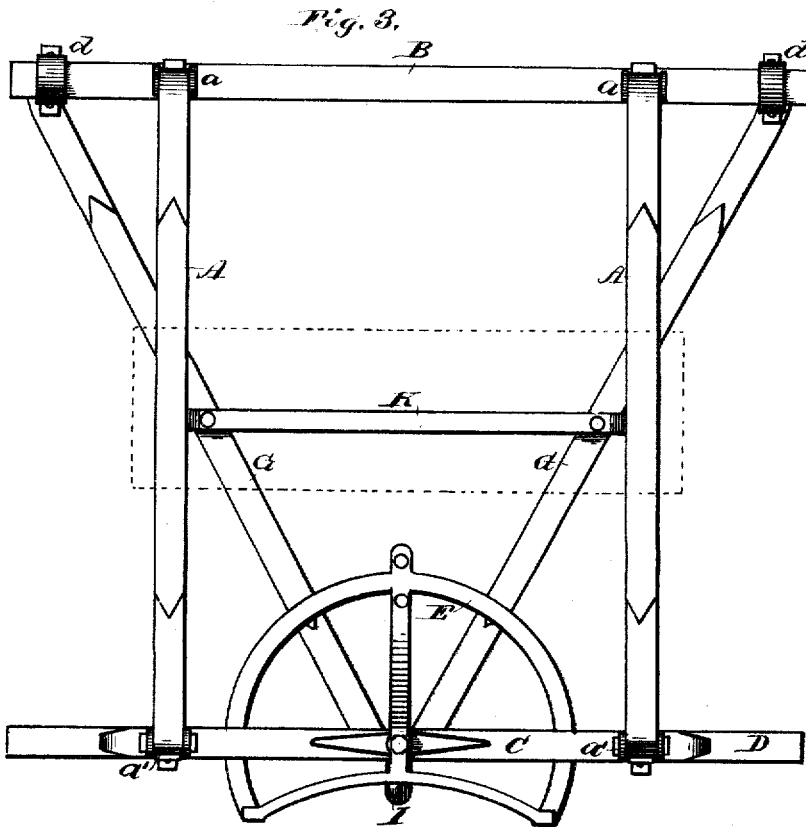
INVENTOR:

M. T. Jackson
PER
A. A. Abbot.
ATTORNEY.

M. T. JACKSON.
VEHICLE RUNNING GEAR.

No. 180,886.

Patented Aug. 8, 1876.



WITNESSES:

Jas. F. Duhamel,
Thomas. Payne.

INVENTOR:

M. T. Jackson.
PER
M. J. Abbot.
ATTORNEY.

UNITED STATES PATENT OFFICE.

MOSES T. JACKSON, OF MONTROSE, PENNSYLVANIA.

IMPROVEMENT IN VEHICLE RUNNING-GEAR.

Specification forming part of Letters Patent No. **180,886**, dated August 8, 1876; application filed March 22, 1876.

To all whom it may concern:

Be it known that I, M. T. JACKSON, of Montrose, in the county of Susquehanna and State of Pennsylvania, have invented certain new and useful Improvements in Running-Gear for Buggies and other Vehicles, of which the following is a specification:

The nature of my invention consists in the construction and arrangement of a running-gear for buggies and other vehicles, as will be hereinafter more fully set forth.

In order to enable others skilled in the art to which my invention appertains to make and use the same, I will now proceed to describe its construction and operation, referring to the annexed drawing, which forms part of this specification, and in which—

Figure 1 is a front view. Fig. 2 is a side elevation, and Fig. 3, a plan view, of my invention.

A A represent two top or parallel springs, fastened at their rear ends in jacks *a a*, directly over the center of the bed-piece B, and at their front ends by similar jacks *a' a'*, directly over the center of the head-block C. D is the front axle, E the fifth-wheel, and *b* the king-bolt. G G are two bottom springs, running diagonally from below the king-bolt at the front to each hind wheel, close to the shoulder, and hung directly under the hind axle by means of jacks *d d*. At the front end these springs are hung under the center of the axle, below the king-bolt, and the front ends of both of said springs run in one swivel-jack, *h*, allowing the front axle to turn at will. The swivel-jack *h* is held to its place by means of a brace, H, running from under the circle clip-bars *f* under the axle, and in the center by a brace, I, running into circular shape in front of the king-bolt, forming the king-bolt clip-bar. The body J is fastened to the center of the top springs A A, and a stay, K, runs from the

center of the top springs down to the centers of the bottom springs G G, and then up to the center in the bottom of the body, making just as much spring in the bottom springs as there is in the top springs, holding the axles at all times plumb up and down, without any roll of the axles. The angular-shaped or diagonal springs G G, running from the king-bolt to the hind wheels, form a direct brace, keeping the carriage in proper shape, and, at the same time, said springs having their bearings at the rear ends wider than the bearings of the body, prevents any roll of the body by the weight being thrown suddenly from one side to the other.

This invention may be applied to buggies and other vehicles, and the springs may be made of wood or metal, and each consists of one or more leaves, as desired.

Having thus fully described my invention, what I claim as new, and desire to secure by Letters Patent, is—

1. In a running-gear for vehicles, the angular or diagonal springs G G, running from below the center of the front axle to the ends of the hind axle, and suspended under the same by jacks *d d*, substantially as herein set forth.

2. The combination of the parallel top springs A A, the diagonal bottom springs G G, and center stay K, substantially as and for the purposes herein set forth.

3. The combination of the diagonal springs G G, swivel-jack *h*, and braces H I, all constructed substantially as and for the purposes herein set forth.

In testimony that I claim the foregoing as my own I affix my signature in presence of two witnesses.

MOSES TURNER JACKSON.

Witnesses:

A. B. BURNS,
HUGH MITCHELL.