

P. E. RUDEL.
WASH-BENCH.

No. 180,932.

Patented Aug. 8, 1876.

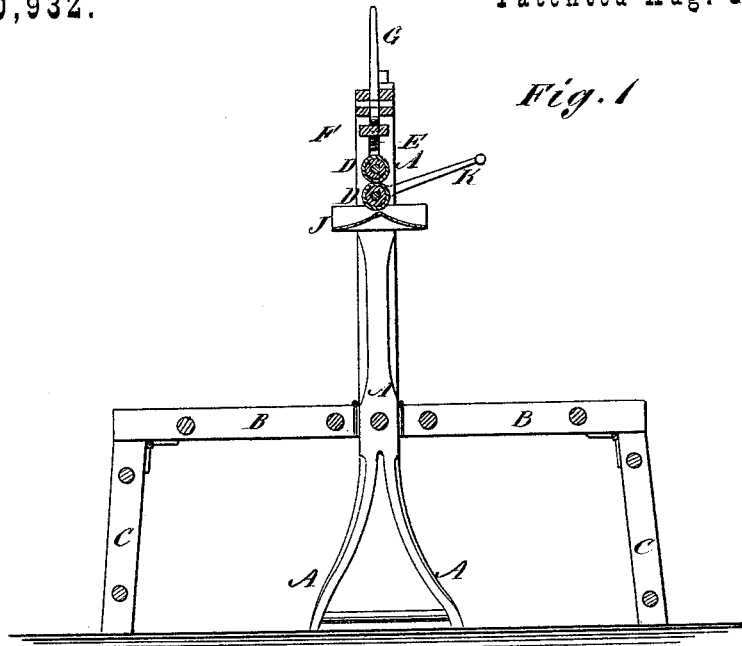


Fig. 1

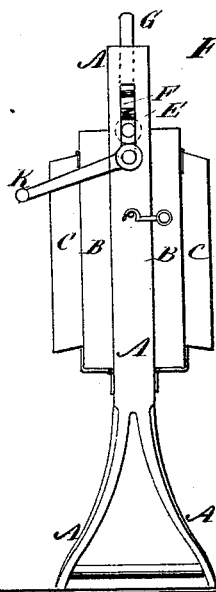


Fig. 2

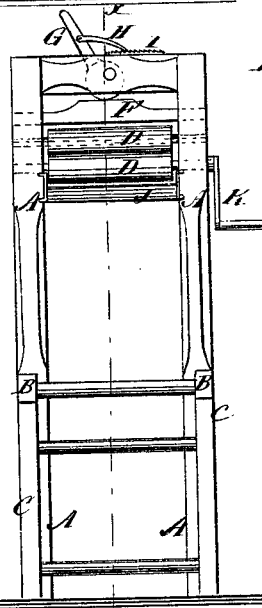


Fig. 3

WITNESSES:

C. Neveux
John Goethals

INVENTOR:

Peter E. Rudel

BY

Wm. H. [Signature]

ATTORNEYS.

UNITED STATES PATENT OFFICE.

PETER E. RUDEL, OF GRAND RAPIDS, MICHIGAN.

IMPROVEMENT IN WASH-BENCHES.

Specification forming part of Letters Patent No. **180,932**, dated August 8, 1876; application filed May 9, 1876.

To all whom it may concern:

Be it known that I, PETER E. RUDEL, of Grand Rapids, Kent county, in the State of Michigan, have invented a new and Improved Combined Wringer and Wash-Bench, of which the following is a specification:

In the accompanying drawing, Figure 1 is a vertical section, taken through the line *x x*, Fig. 3, of my improved machine arranged for use. Fig. 2 is a side view of the same folded, and Fig. 3 is an end view of the same opened out for use.

The invention relates to a folding wash-bench, hinged to a vertical standard carrying wringer-rolls. The bench is formed of two sections, which consist each of a platform supported upon a hinged frame or leg, and adapted to fold and lie close against the upper portion of the standard, as hereinafter described.

In the drawing, A represents the standards of the wringer, which are made so high that their lower ends may rest upon the floor, and said lower ends are made so wide as to give a firm and stable support to the wringer, whether the bench be folded or opened out. To the middle parts of the standards A are hinged the frames B in such a way that they may be turned up against the upper parts of the standards A, and turned down into a horizontal position, and which are made of such a size as to support a tub on each. To the lower side of the outer ends of the frames B are hinged the upper ends of the frames C, in such a way that they may lie against the outer sides of the frames B when turned up, and

may serve as feet when the said frames are turned down. D are the rubber rolls, the journals of which work in slots in the upper parts of the standards A. Upon the bearings of the upper rollers D are placed rubber blocks E, upon which rest the ends of the pressure-bar F. The pressure-bar F is held down by an eccentric lever, G, which is pivoted in a slot in the top connecting-bar of the standards A. The eccentric lever G is held in any place into which it may be adjusted by a pawl, H, that engages with the teeth of a ratchet bar or plate, I, attached to the said top connecting-bar of the standards A. J is the water-table, which is made highest in the middle, and slides in ways or guides in the inner sides of the standards A just below the lower roll D, so that it may be slid to either side, according to the side from which the clothes are to be wrung.

The rolls D are operated by a crank, K, attached to the journal of one of the said rolls D.

Having thus described my invention, what I claim as new, and desire to secure by Letters Patent, is—

The combination, with the central self-supporting standard A, of the frames B C B C, hinged to opposite sides thereof, and thus adapted to fold against the standard, as shown and described.

PETER E. RUDEL.

Witnesses:

GEORGE W. ALDEN,
GEO. G. WHITWORTH.